



# Board of Directors

## Hybrid Meeting Agenda

January 12<sup>th</sup>, 2023

### Board of Directors Members Present in Person:

### Members Present via Zoom:

**North Sound Behavioral Health  
Administrative Services Organization  
(North Sound BH-ASO) Staff Present:**

### Guests Present:

- 1. Call to Order and Introductions** – Chair
  - Board Members, Guests, and ASO Staff Introductions
- 2. Revisions to the Agenda** – Chair
- 3. Approval of the December 8th, 2022, Minutes, Motion #23-01** .....Attachment
- 4. Auditor’s Report/Presentation** (1:45 p.m.) ..... Attachment
  - Deena Garza
  - Jordan Helms
  - [https://www.nsbhaso.org/who-we-are/boards-and-committees/board-of-directors/Auditor's%20Report.NSBHESO\\_FY201\\_Exit.pdf](https://www.nsbhaso.org/who-we-are/boards-and-committees/board-of-directors/Auditor's%20Report.NSBHESO_FY201_Exit.pdf)
- 5. Diversity, Racial Equity, and Inclusion (DREI)** 2:00 p.m..... (Attachment available at meeting)
  - Michelle Osborne, Nora Karena, Toni Belcher
- 6. Behavioral Health Needs Assessment Update:** Percival 2:15 p.m. ....Attachment
  - Ryan Stattenfield, Sam Sears, Alyssa Kenney
  - <https://www.nsbhaso.org/news-and-events/north-sound-bhaso-assessment/North%20Sound%20BH-ASO%20Assessment.pdf>
- 7. Comments & Announcements from the Chair**

**8. Reports from Members**

**9. Comments from the Public**

**10. Report from the Advisory Board** ..... Attachment

**11. Report from the Finance Officer** ..... Attachment

**12. Report from the Governance Operations Committee**

*All matters listed with the Consent Agenda have been distributed to each Member for reading and study, are considered to be routine, and will be enacted by one action of the Board of Directors with no separate discussion. If separate discussion is desired, the item may be removed from the Consent Agenda and placed on the Regular Agenda by request of a member.*

**Consent Agenda**.....Attachment

**Motion #23-02**

- To review and approve the North Sound Behavioral Health Administrative Services Organization claims paid from December 1<sup>st</sup>, 2022, through December 31<sup>st</sup>, in the amount of \$1,826,305.51.
- Payroll for the month of December in the amount of \$170,545.14 and associated employer benefits in the amount of \$72,969.37.

**13. Action Items**

**For Board Approval**

**Health Care Authority (HCA)**

**Summary**

**Projects for Assistance in Transition from Homelessness (PATH)**

- This is a renewal of the PATH contract, it is on the federal fiscal cycle, September through September. The program is in Snohomish County administered by Bridgeways.
- The second contract is the Bridgeways contract for PATH services.

**Motion #23-04**

- HCA-North Sound BH-ASO-PATH-K6319 for the provision of PATH services in Snohomish County. The annual amount for this contract is \$219,026 with a term of September 23, 2022, through September 29, 2023.

**Motion #23-05**

- North Sound BH-ASO-Bridgeways-PATH-22-23 for the provision of PATH services in Snohomish County. The annual amount for this contract is \$219,026 with a term of September 29, 2022, through September 30, 2023.

\*\*\*

**Peer Path Finder Homeless Outreach**

**Summary**

- This is a renewal of the Peer Path Finder contract, it is on the federal fiscal cycle, September through September. The program operates in Skagit and Whatcom Counties administered by Lifeline Connections.
- The Lifeline Connections contract was approved in December 2022.

**Motion #23-06**

- HCA-North Sound BH-ASO-K6453 for the provision of Peer Pathfinder services in Skagit and Whatcom counties. The annual amount is \$117,207 with a term of September 30, 2022, through September 29, 2023.

\*\*\*

**North Sound County Authorities Operating Agreement.....(Attachment)**

**Summary**

- At the Board of Directors direction, we reached out to our Attorney Philip Buri to update Article VII paragraph 7.7 to allow for continued virtual meeting and voting by Board members or their delegates. This change is in accordance with the Public Meetings Act.

**Motion #23-07**

- To move the North Sound County Authorities Operating Agreement Amendment to the respective elected Councils and/or Commissions in Island, San Juan, Skagit, Snohomish, and Whatcom Counties for approval.

\*\*\*

**14. Report from the Executive Director ..... Attachments**

**15. Adjourn**

*Next Meeting: February 9<sup>th</sup>, 2023*





## Board of Directors

### Meeting Minutes

December 8<sup>th</sup>, 2022

#### **Board of Directors Members Present in Person:**

- **Peter Browning**, Commissioner; Skagit County, Board Chair
- **Jill Johnson**, Commissioner, Island County
- **George Kosovich**, Public Health, designated alternate for Peter Browning, Commissioner; Skagit County
- **Cammy Hart-Anderson**, Human Services, designated alternate for Dave Somers; County Executive, Snohomish County

#### **Board of Directors Members Present Virtually:**

- **Cindy Wolf**, Council Member, San Juan County; Vice Chair
- **Perry Mowery**, Behavioral Health Supervisor, designated alternate for Satpal Sidhu, County Executive; Whatcom County
- **Pat O'Maley Lanphear**, North Sound BH-ASO Advisory Board, Chair
- **Nicole Gorle**, Legislative Analyst, Snohomish County; designated alternate for Nate Nehring, Snohomish County Council
- **Darcy Cheeseman**, Legislative Aid to Council Member, Sam Low, Snohomish County

#### **North Sound Behavioral Health Administrative Services Organization (North Sound BH-ASO) Staff Present:**

- **Joe Valentine**, Executive Director, North Sound BH-ASO
- **Darrell Heiner**, Senior Accountant, North Sound BH-ASO
- **Charles DeElena**, Business Improvement Manager, Compliance Officer, North Sound BH-ASO
- **Joanie Wenzl**, Clerk of the Board, North Sound BH-ASO

## **Guests Present:**

Karen Frakes (via Zoom)

Jason Cummings (in person)

## **Call to Order and Introductions – Chair**

Chair Browning called the meeting to order and initiated introductions of members, guests and ASO staff that were present via Zoom as well as in person

## **Revisions to the Agenda – Chair**

There was a request to move up the Introduction Item located at the bottom of the agenda (*Proposal to Authorize the NS BH-ASO to provide specified administrative support to the new North Sound Regional Opioid Abatement Council*)

Jason Cummings attended in person. There was an additional PA who called in via Zoom at 2:00 (Karen).

## **Approval of the November 10th, 2022, Minutes, Motion #22-63 – Chair**

Cammy Hart-Anderson moved the motion for approval, Cindy Wolf seconded, all in favor, Motion #22-63 carried

## **Comments & Announcements from the Chair**

There were no comments or announcements from the Chair

## **Reports from Members**

Members gave updates from their respective counties

## **Comments from the Public**

There were no comments from the public

## **Report from the Advisory Board**

Pat O'Maley Lanphear, Advisory Board Chair, gave the report from the Advisory Board

## **Report from the Finance Officer**

Joe Valentine gave the Report from the Finance Officer and answered questions from Board members

## **Report from the Governance Operations Committee**

*All matters listed with the Consent Agenda have been distributed to each Member for reading and study, are considered to be routine, and will be enacted by one action of the Board of Directors with no separate discussion. If separate discussion is desired, the item may be removed from the Consent Agenda and placed on the Regular Agenda by request of a Member.*

## **Consent Agenda**

### **Motion #22-64**

- To review and approve the North Sound Behavioral Health Administrative Services Organization claims paid from November 1st, through November 30th, in the amount of **\$3,779,154.08**.

- Payroll for the month of November in the amount of \$166,743.19 and associated employer benefits in the amount of \$73,072.64.

Cammy Hart-Anderson moved the motion for approval, Jill Johnson seconded, all in favor, motion #22-64 carried

**Action Items**

**For Board Approval**

**North Sound BH-ASO 2023 Recommended Operating Budget** .....Attachment  
[https://www.nsbhaso.org/who-we-are/boards-and-committees/board-of-directors/Proposed%202023%20Budget\\_with%20COLA\\_final.pdf](https://www.nsbhaso.org/who-we-are/boards-and-committees/board-of-directors/Proposed%202023%20Budget_with%20COLA_final.pdf)

- **Motion: #22-65**

To approve the North Sound BH-ASO 2023 Operating Budget

Jill Johnson moved the motion for approval, Cammy Hart Anderson seconded, all in favor, motion #22-65 carried

\*\*\*

**North Sound Re-Stated Interlocal Agreement**

- **Motion: #22-66**

The North Sound BH-ASO attorney will draft and submit to the member counties a proposed amendment to paragraph 7.7 of the Restated Interlocal Agreement allowing Board members to attend and vote at Board meetings by video conference or otherwise acceptable electronic means

It was noted that this motion will be voted on during the January 2023 meeting.

Cindy Wolf moved the motion for approval, Jill Johnson seconded, all in favor, motion # #22-66 carried

\*\*\*

**Contracts**

**The contracts below fall into four distinct categories:**

- Health Care Authority (HCA) contract to include funding for the period of January 1, 2023, through December 31, 2023, the contract term is January 1, 2023, through December 31, 2025.
- Downstream contracts for General Fund-State (GF-S) Mandatory Services (Crisis Outreach, Involuntary Treatment Act (ITA) Services, ITA inpatient, Secure Withdrawal Management, Proviso Funding)
- Downstream contracts for Substance Abuse Block Grant (SABG) Priority Services (Pregnant & Parenting Women Housing Services (PPW), Individuals using Intravenous Drugs (IUID) Opiate Outreach)
- Downstream contracts for GF-S/Federal Block Grant (Mental health and Substance use) Services within Available Resources (Mental Health & Substance Use Disorder Outpatient, SUD Residential, Triage Services)

The downstream contracts follow the HCA contract. The funding for the downstream contracts is included in the same amendment, which is why you will see the same numbered amendment under a different category of funding. The funding allocations for the downstream contracts will be developed over the next month.

**Health Care Authority**

- K- is providing the GF-S funding for the period of January 1, 2023, through June 30, 2023, and Federal Block Grant funds for the period of January 1, 2023, through September 30, 2023. The contract term is January 1, 2023, through December 31, 2025.

### **Motion #22-67**

- HCA-NS BH-ASO-K-- providing the ASO GF-S funding and legislative provisos for the period of January 1, 2023, through June 30, 2023, and Federal Block Grant Funding for the period of January 1, 2023, through September 30, 2023. The contract term is January 1, 2023, through December 31, 2025.

Cammy Hart Anderson moved the motion for approval, Cindy Wolf seconded, all in favor, motion #22-67 carried

\*\*\*

### **GF-S Mandatory Services**

The following contracts are providing mandatory/proviso behavioral health services.

- Compass Health
  - Mobile Crisis Outreach, Child/Youth Mobile Crisis Outreach, ITA services, Program for Assertive Community Treatment (PACT), Evaluation and Treatment Services (E&T) Discharge Planners, Whatcom Triage Diversion Pilot
- Snohomish County
  - Mobile Crisis Outreach, ITA services
  - Proviso Funding-Jail Transition Services, Designated Cannabis Account, Trueblood Funds
- Volunteers of America
  - Toll Free Crisis Hotline
- Telecare
  - Evaluation and Treatment Services, Discharge Planners
- American Behavioral Health Services (ABHS)
  - Secure Withdrawal Management
- Sea Mar
  - Assisted Outpatient Treatment
- Lifeline Connections
  - PACT
- Evergreen Recovery Centers
  - Homeless Outreach Stabilization Team (HOST)
- Snohomish County Superior Court
  - Juvenile Treatment Services
- Island County
  - Proviso Funding-Jail Transition Services, Designated Cannabis Account, Trueblood Funds
- San Juan County
  - Proviso Funding-Jail Transition Services, Designated Cannabis Account
- Skagit County
  - Proviso Funding-Jail Transition Services, Designated Cannabis Account, Trueblood Funds
- Whatcom County
  - Proviso Funding-Jail Transition Services, Designated Cannabis Account, Trueblood Funds

### **Motion #22-68**

- NS BH-ASO-Compass Health-ICCN-23-25 to provide the funding to continue services under this contract. The contract term is January 1, 2023, through December 31, 2025, with an automatic one-year renewal on January 1, 2024, based on continued compliance with the terms of the contract.
- NS BH-ASO-Snohomish County-ICCN-23-25 to provide the funding to continue services under this contract. The contract term is January 1, 2023, through December 31, 2025, with an automatic one-year renewal on January 1, 2024, based on continued compliance with the terms of the contract.
- NS BH-ASO-VOA-ICCN-23-25 to provide the funding to continue services under this contract. The contract term is January 1, 2023, through December 31, 2025, with an automatic one-year renewal on January 1, 2024, based on continued compliance with the terms of the contract.



- NS BH-ASO-Telecare-ICCN-23-25 to provide the funding to continue services under this contract. The contract term is January 1, 2023, through December 31, 2025, with an automatic one-year renewal on January 1, 2024, based on continued compliance with the terms of the contract.
- NS BH-ASO-ABHS-ICN-23-25 to provide the funding to continue services under this contract. The contract term is January 1, 2023, through December 31, 2025, with an automatic one-year renewal on January 1, 2024, based on continued compliance with the terms of the contract.
- NS BH-ASO-CASC-ICN-23-25 to provide the funding to continue services under this contract. The contract term is January 1, 2023, through December 31, 2025, with an automatic one-year renewal on January 1, 2024, based on continued compliance with the terms of the contract.
- NS BH-ASO-Sea Mar-ICN-23-25 to provide the funding to continue services under this contract. The contract term is January 1, 2023, through December 31, 2025, with an automatic one-year renewal on January 1, 2024, based on continued compliance with the terms of the contract.
- NS BH-ASO-Lifeline Connections-ICN-23-25 to provide the funding to continue services under this contract. The contract term is January 1, 2023, through December 31, 2025, with an automatic one-year renewal on January 1, 2024, based on continued compliance with the terms of the contract.
- NS BH-ASO-ERC-ICN-23-25 to provide the funding to continue services under this contract. The contract term is January 1, 2023, through December 31, 2025, with an automatic one-year renewal on January 1, 2024, based on continued compliance with the terms of the contract.
- NS BH-ASO-Snohomish County Superior Court-ICN-23-25 to provide the funding to continue services under this contract. The contract term is January 1, 2023, through December 31, 2025, with an automatic one-year renewal on January 1, 2024, based on continued compliance with the terms of the contract.
- NS BH-ASO-Island County-ICN-23-25 to provide the funding to continue services under this contract. The contract term is January 1, 2023, through December 31, 2025, with an automatic one-year renewal on January 1, 2024, based on continued compliance with the terms of the contract.
- NS BH-ASO-San Juan County-ICN-23-25 to provide the funding to continue services under this contract. The contract term is January 1, 2023, through December 31, 2025, with an automatic one-year renewal on January 1, 2024, based on continued compliance with the terms of the contract.
- NS BH-ASO-Skagit County-Interlocal-23-25 to provide the funding to continue services under this contract. The contract term is January 1, 2023, through December 31, 2025, with an automatic one-year renewal on January 1, 2024, based on continued compliance with the terms of the contract.
- NS BH-ASO-Whatcom County-ICN-23-25 to provide the funding to continue services under this contract. The contract term is January 1, 2023, through December 31, 2025, with an automatic one-year renewal on January 1, 2024, based on continued compliance with the terms of the contract.

Cammy Hart-Anderson moved the motion for approval, Perry Mowery seconded, all in favor, motion #22-68 carried

\*\*\*

### **Federal Block Grant (FBG) Priority Services**

The following contracts are providing priority Services:

- Brigid Collins
  - Pregnant and Parenting Women (PPW) Housing Support Services
- Evergreen Recovery Centers
  - PPW Housing Support Services
- Catholic Community Services
  - PPW Housing Support Services
- Compass Health
  - San Juan HARPS subsidies
  - Certified Peers on Mobile Crisis Teams
- Therapeutic Health Services
  - Medication Assisted Treatment
- Island County
  - Opiate Outreach, HARPS subsidies
- Community Action of Skagit County
  - Opiate Outreach
- Snohomish County
  - Opiate Outreach
- Whatcom County
  - Opiate Outreach
- Lifeline Connections
  - Peer Pathfinder, Peer Pathfinder Incarceration Transition Pilot, HARPS Team and Skagit & Whatcom HARPS subsidies
- Telecare Corp.
  - Peer Bridger Program, Peer Bridger Participant Relief Funds

### **Motion #22-69**

- NS BH-ASO-Brigid Collins-ICN-23-25 to provide the funding to continue services under this contract. The contract term is January 1, 2023, through December 31, 2025, with an automatic one-year renewal on January 1, 2024, based on continued compliance with the terms of the contract.
- NS BH-ASO-ERC-ICN-23-25 to provide the funding to continue services under this contract. The contract term is January 1, 2023, through December 31, 2025, with an automatic one-year renewal on January 1, 2024, based on continued compliance with the terms of the contract.
- NS BH-ASO-CCS NW-ICN-23-25 to provide the funding to continue services under this contract. The contract term is January 1, 2023, through December 31, 2025, with an automatic one-year renewal on January 1, 2024, based on continued compliance with the terms of the contract.
- NS BH-ASO-Compass Health-ICCN-23-25 to provide the funding to continue services under this contract. The contract term is January 1, 2023, through December 31, 2025, with an automatic one-year renewal on January 1, 2024, based on continued compliance with the terms of the contract.
- NS BH-ASO-THS-ICN-23-25 to provide the funding to continue services under this contract. The contract term is January 1, 2023, through December 31, 2025, with an automatic one-year renewal on January 1, 2024, based on continued compliance with the terms of the contract.

- NS BH-ASO-Island County-ICN-23-25 to provide the funding to continue services under this contract. The contract term is January 1, 2023, through December 31, 2025, with an automatic one-year renewal on January 1, 2024, based on continued compliance with the terms of the contract.
- NS BH-ASO-CASC-ICN-23-25 to provide the funding to continue services under this contract. The contract term is January 1, 2023, through December 31, 2025, with an automatic one-year renewal on January 1, 2024, based on continued compliance with the terms of the contract
- NS BH-ASO-Snohomish County-ICN-23-25 to provide the funding to continue services under this contract. The contract term is January 1, 2023, through December 31, 2025, with an automatic one-year renewal on January 1, 2024, based on continued compliance with the terms of the contract.
- NS BH-ASO-Whatcom County-ICN-23-25 to provide the funding to continue services under this contract. The contract term is January 1, 2023, through December 31, 2025, with an automatic one-year renewal on January 1, 2024, based on continued compliance with the terms of the contract.
- NS BH-ASO-Lifeline Connections-MHBG-23-25 to continue services under this contract. The contract term is January 1, 2023, through December 31, 2025, with an automatic one-year renewal on January 1, 2024, based on continued compliance with the terms of the contract.
- NS BH-ASO-Telecare-MHBG-23-25 to continue services under this contract. The contract term is January 1, 2023, through December 31, 2025, with an automatic one-year renewal on January 1, 2024, based on continued compliance with the terms of the contract.

Cammy Hart-Anderson moved the motion for approval, Jill Johnson seconded, all in favor, motion #22-69 carried

\*\*\*

**GF-S/Federal Block Grant Services within Available Resources**

- Compass Health
  - SUD outpatient services in San Juan County
  - Snohomish & Whatcom County Triage Services
- Consejo Counseling and Referral Services
  - Mental health outpatient services
  - Substance use outpatient services
- Evergreen Recovery Centers
  - Withdrawal Management Services
  - Mental Health Infant Specialist
- Island County
  - Co-Responder project
- Lifeline Connections
  - SUD Outpatient services
  - Recovery Housing
- Lake Whatcom Center
  - PACT
  - Mental Health outpatient services
  - Substance Use outpatient services
- Pioneer Human Services
  - Island, Skagit & Whatcom withdrawal management services
  - SUD residential services
- Sea Mar

- Mental health outpatient services
- Substance use outpatient services
- SUD residential services
- Sunrise Services
  - Mental health outpatient services
  - Substance use outpatient services
- Volunteers of America (VOA)
  - Emergency Response for Suicide Prevention (ERSP)
  - Peer Outreach follow up services
- Whatcom County
  - Co-responder project
- WCHS-Bellingham Treatment Solutions
  - Medication Assisted Treatment (MAT)

**Motion #22-70**

- NS BH-ASO-Compass Health-ICCN-23-25 to provide the funding to continue services under this contract. The contract term is January 1, 2023, through December 31, 2025, with an automatic one-year renewal on January 1, 2024, based on continued compliance with the terms of the contract.
- NS BH-ASO-Consejo-ICN-23-25 to provide the funding to continue services under this contract. The contract term is January 1, 2023, through December 31, 2025, with an automatic one-year renewal on January 1, 2024, based on continued compliance with the terms of the contract.
- NS BH-ASO-ERC-ICN-23-25 to provide the funding to continue services under this contract. The contract term is January 1, 2023, through December 31, 2025, with an automatic one-year renewal on January 1, 2024, based on continued compliance with the terms of the contract.
- NS BH-ASO-Island County-ICN-23-25 23-25 to provide the funding to continue services under this contract. The contract term is January 1, 2023, through December 31, 2025, with an automatic one-year renewal on January 1, 2024, based on continued compliance with the terms of the contract.
- NS BH-ASO-Lifeline Connections-ICN-23-25 to provide the funding to continue services under this contract. The contract term is January 1, 2023, through December 31, 2025, with an automatic one-year renewal on January 1, 2024, based on continued compliance with the terms of the contract.
- NS BH-ASO-LWC-ICN-23-25 to provide the funding to continue services under this contract. The contract term is January 1, 2023, through December 31, 2025, with an automatic one-year renewal on January 1, 2024, based on continued compliance with the terms of the contract.
- NS BH-ASO-PHS-ICN-23-25 to provide the funding to continue services under this contract. The contract term is January 1, 2023, through December 31, 2025, with an automatic one-year renewal on January 1, 2024, based on continued compliance with the terms of the contract.
- NS BH-ASO-Sea Mar-ICN-23-25 to provide the funding to continue services under this contract. The contract term is January 1, 2023, through December 31, 2025, with an automatic one-year renewal on January 1, 2024, based on continued compliance with the terms of the contract.
- NS BH-ASO-Sunrise Services-ICN-23-25 to provide the funding to continue services under this contract. The contract term is January 1, 2023, through December 31, 2025, with an automatic one-year renewal on January 1, 2024, based on continued compliance with the terms of the contract.

- NS BH-ASO-VOA-ICCN-23-25 to provide the funding to continue services under this contract. The contract term is January 1, 2023, through December 31, 2025, with an automatic one-year renewal on January 1, 2024, based on continued compliance with the terms of the contract.
- NS BH-ASO-Whatcom County-ICN-23-25 to provide the funding to continue services under this contract. The contract term is January 1, 2023, through December 31, 2025, with an automatic one-year renewal on January 1, 2024, based on continued compliance with the terms of the contract.
- NS BH-ASO-WCHS-Bellingham Treatment Services-ICN-23-25 to provide the funding for Medication Assisted Treatment services under this contract. The contract term is January 1, 2023, through December 31, 2025, with an automatic one-year renewal on January 1, 2024, based on continued compliance with the terms of the contract.

Cammy Hart-Anderson moved the motion for approval, Cindy Wolf seconded, all in favor, motion #22-70 carried

\*\*\*

### **Introduction Item**

Proposal to Authorize the NS BH-ASO to provide specified administrative support to the new North Sound Regional Opioid Abatement Council (OAC)

Discussion took place regarding the above topic. Jason Cummings brought a draft version of the Memorandum of Understanding (MOU) between the North Sound Region Participating Local Governments and North Sound BH-ASO. There was a request for minor revisions and clarity in certain areas of the MOU. Jason said he would make the revisions and send it out to the Board Members.

### **Report from the Executive Director**

Joe Valentine gave the Report from the Executive Director and referenced the following topics included in the report:

- NORTH SOUND BEHAVIORAL HEALTH NEEDS ASSESSMENT
- CLOSURE OF PIONEER CENTER NORTH
- EXTENSION OF COVID RELIEF FEDERAL BLOCK GRANT FUNDS EXPENDITURE PERIOD
- CRISIS SERVICES UPDATE
- UPDATE ON BALANCED BILLING ACT – HB 1688
- BEHAVIORAL HEALTH SERVICES COORDINATING COUNCIL -DISCUSSION ON NETWORK ADEQUACY
- UPDATE ON WORKFORCE DEVELOPMENT STRATEGIES
- MOUNT VERNON POLICE CO-RESPONDER PROJECT
- NEW NORTH SOUND BH-ASO FISCAL APPOINTMENT
- END OF STATE COVID EMERGENCY ORDER

**Adjourn:** 2:35 p.m.

*Next Meeting:* January 12, 2023



# Exit Conference

North Sound Behavioral Health  
Administrative Services Organization

Deena Garza  
*Program Manager*

Jordan Helms  
*Audit Lead*

January 12, 2023



Office of the  
Washington  
State Auditor  
Pat McCarthy


# Results that Matter



**Increased trust in government**



**Independent, transparent examinations**



**Improved efficiency and effectiveness of government**



Pat McCarthy  
State Auditor



# Center for Government Innovation Resources



## Strengthening internal controls



## Minimizing cybersecurity risks





# Accountability Audit Results

January 1, 2020 through December 31, 2021



## Results in Brief

This report describes the overall results and conclusions for the areas we examined.

In those selected areas, Organization operations complied, in all material respects, with applicable state laws, regulations, and its own policies, and provided adequate controls over the safeguarding of public resources.

In keeping with general auditing practices, we do not examine every transaction, activity, policy, internal control, or area. As a result, no information is provided on the areas that were not examined.

# Accountability Audit Results



Using a risk-based audit approach, for the Organization, we examined the following areas during the period:

- Accounts payable – general disbursements
- Final closeout payments – reviewing to ensure compliance with guidance from the Health Care Authority
- Open Public Meetings – compliance with minutes, meetings, and executive session requirements
- Financial condition – reviewing for indications of financial distress



# Summary Schedule of Prior Audit Findings - Accountability

- Status of Organization's Corrective Action Taken: Fully Corrected

- Specific corrective actions taken are described in schedule on page 8 of your packet.

North Sound BH-ASO  
3021 E. College Way, Suite 101, Mt. Vernon, WA 98273 Phone: (360) 416-7013 Fax:  
(360) 899-4754  
[www.nishhrio.org](http://www.nishhrio.org)

**SUMMARY SCHEDULE OF PRIOR AUDIT FINDINGS**  
**North Sound Behavioral Health Administrative Services Organization**  
**January 1, 2020 through December 31, 2021**

This schedule presents the status of findings reported in prior audit periods.

Audit Period:	Report Ref. No.:	Finding Ref. No.:
January 1, 2018 through December 31, 2019	1027817	2019-001

**Finding Caption:**  
North Sound made additional compensation and facility cost payments that did not align with the state Constitution and guidance from the Health Care Authority.

**Background:**  
North Sound Behavioral Health Organization transitioned to North Sound Behavioral Health Administrative Services Organization (North Sound) on July 1, 2019.

- Our audit reviewed disbursements of North Sound, including those related to the spend-down plan, and noted the following concerns: North Sound contracted with all employees to provide retention incentive payments with the expectation that staff stayed through the transition to a BH-ASO. This additional compensation was paid both to employees who had accepted positions with the BH-ASO and those who had not. Employment terms did not substantially change for those who had accepted positions after the transition, and therefore the additional compensation was not allowable.
- North Sound prepaid the second half of 2019 and the entire period of 2020 rent for its administrative office building. However, under the spend-down guidance from HCA, BHO reserves must be directly related to support closeout activities and may not be used to pay for services provided beyond the end of the contract period, especially start-up or operational costs of the BH-ASO.

**Status of Corrective Action: (check one)**

Fully Corrected     Partially Corrected     Not Corrected     Finding is considered no longer valid

Office of the Washington State Auditor    [sao.wa.gov](http://sao.wa.gov)    Page 8

# Financial Audit Results

January 1, 2021 through December 31, 2021



## Unmodified Opinion Issued

- Opinion issued in accordance with U.S. GAAP
- Audit conducted in accordance with *Government Auditing Standards*

## Internal Control and Compliance over Financial Reporting

- We noted **no** instances of noncompliance that were material to the financial statements of the Organization.
- We reported **no** significant deficiencies in internal control.
- We identified deficiencies that we consider to be material weaknesses, which are described in Finding 2021-001

# Financial Statement Preparation and Review - Finding



2022-001: The Organization lacked adequate internal controls for ensuring accurate financial reporting.

Please see page 18 of your exit packet to view the details of this recommendation.



# Financial Audit Required Communications



## Misstatements

- There are no uncorrected misstatements in the final financial statements.

## Management Override of Controls

- Required risk for special consideration in all financial statement audits.
- No concerns noted.

# Federal Grant Compliance Audit

January 1, 2021 through December 31, 2021



## Major Programs Selected for Audit:

ALN	Program or Cluster Title	Total Amount Expended
93.665	COVID 19 – Emergency Grants to Address Mental and Substance Use Disorders During COVID-19	\$199,000
93.958	Block Grants for Community Mental Health Services	\$1,265,966
93.958	COVID 19 – Block Grants for Community Mental Health Services	\$106,247

These costs amount to approximately **25.8 percent** of the total federal expenditures reported for 2021.



# Federal Grant Compliance Audit Results

January 1, 2021 through December 31, 2021



## Unmodified Opinion Issued

- Opinion issued on the Organization's compliance with requirements applicable to its major programs
- Audit was conducted in accordance with *Government Auditing Standards* and the Uniform Guidance

## Internal Control and Compliance over Major Programs

- We noted **no** instances of noncompliance that are required to be reported
- We reported **no** significant deficiencies in internal control
- We identified **no** deficiencies that we consider to be material weaknesses



# Summary Schedule of Prior Audit Findings - Federal



- Status of Organization's Corrective Action Taken: Fully Corrected

- Specific corrective actions taken are described in schedule on page 21 of your packet.

**North Sound BH-ASO**  
2021 E. College Way, Suite 101, Mt. Vernon, WA 98273  
Phone: (360) 416-7013 Fax: (360) 899-4754  
[www.northsound.org](http://www.northsound.org)

**SUMMARY SCHEDULE OF PRIOR AUDIT FINDINGS**  
**North Sound Behavioral Health Administrative Services Organization**  
**January 1, 2021 through December 31, 2021**

This schedule presents the status of findings reported in prior audit periods.

<b>Audit Period:</b> January 1, 2020 through December 31, 2020	<b>Report Ref. No.:</b> 1029642	<b>Finding Ref. No.:</b> 2020-001	<b>CFDA Number(s):</b> 93.959
<b>Federal Program Name and Granting Agency:</b> Block Grants for Prevention and Treatment of Substance Abuse, U.S. Department of Health and Human Services		<b>Pass-Through Agency Name:</b> Washington Health Care Authority	
<b>Finding Caption:</b> The Organization improperly charged the program for expenditures incurred outside the performance period.			
<b>Background:</b> Federal regulations require every subaward to specify the period of performance start and end date. Eligible program costs must be incurred during that time period. The contract between the Washington Health Care Authority and the Organization specified the period of performance for this award was July 1, 2020, through June 30, 2021. The Organization had adequate internal controls for ensuring it materially complied with the period of performance requirement. However, due to an oversight in the year-end accrual process, the Organization charged the program \$29,704 for subrecipient expenses incurred between November 2019 and June 2020, which was before the performance period.			
<b>Status of Corrective Action: (check one)</b> <input checked="" type="checkbox"/> Fully Corrected <input type="checkbox"/> Partially Corrected <input type="checkbox"/> Not Corrected			
<b>Corrective Action Taken:</b> The invoicing error was corrected and an extra level of review was added to the billing process going forward.			

Office of the Washington State Auditor      [sao.wa.gov](http://sao.wa.gov)



# Report Publication

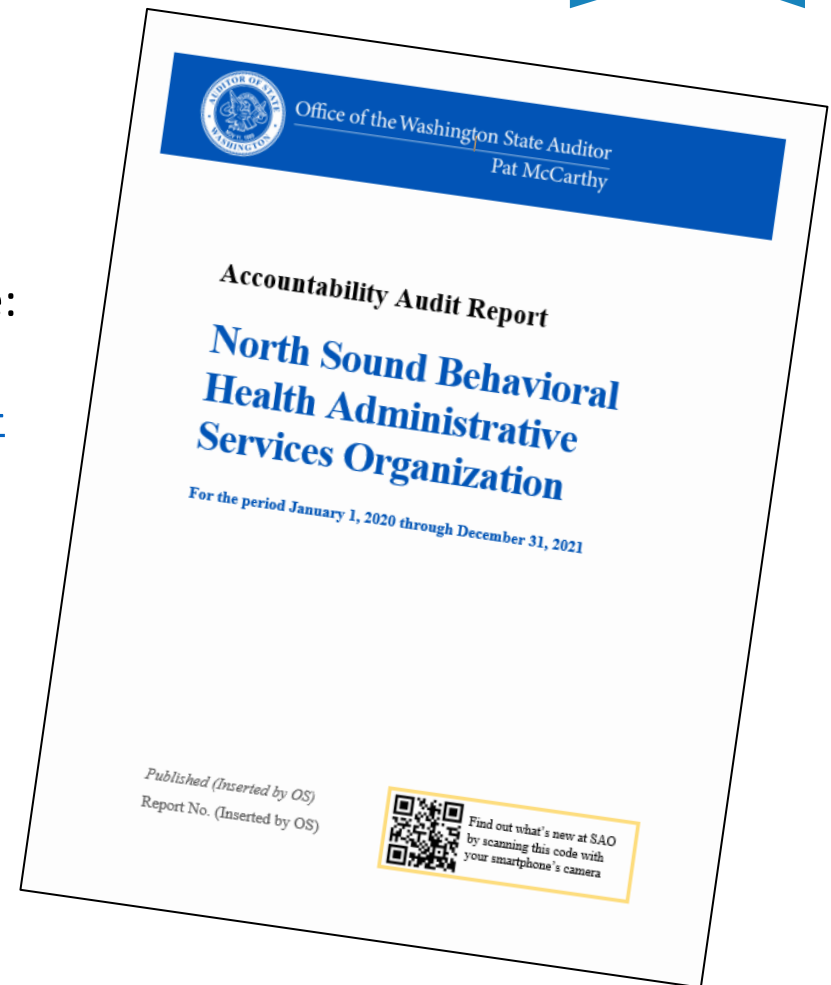
- ✓ Audit reports are published on our website.
- ✓ Sign up to be notified by email when audit reports are posted to our website:

<https://sao.wa.gov/about-sao/sign-up-for-news-alerts/>

## Audit Survey

When your report is released, you will receive an audit survey from us.

We value your opinions on our audit services and hope you provide feedback.



# Tracker: A clear path to all your audit information



## Using tracker, your government can:

- Get up to speed more quickly when turnover occurs
- Better and more quickly prepare for upcoming audits
- More easily identify and resolve issues
- Enter a status update at the time of the change
- Show quickly that it resolved an issue – and get the credit for that expedient resolution



# Closing Remarks

- Audit costs will approximate our original estimate.
- The next audit, which will be conducted in 2023, is planned to include:
  - Financial statement
  - Federal programs
- An estimated cost for the next audit has been provided in our exit packet.



# Thank You!



As the current health pandemic continues, we again performed the audit remotely.

We greatly appreciate the Organization's collaboration and communication as we navigated the best ways to approach the necessary audit procedures with the health and safety of everyone in mind.



# Questions?



Contact Program Manager Deena Garza

[Deena.Garza@sao.wa.gov](mailto:Deena.Garza@sao.wa.gov)

(360) 676-2165



DRAFT

# North Sound BH-ASO Fall 2022 Assessment

Executive Summary

# Contents: Exec Summary and Full Report

DRAFT



Demographics

Recent Volume  
Trends and  
Projected  
Growth

Survey  
Results

Provider  
Inventory

Inpatient  
Bed  
Need  
Analysis

Outpatient  
Service  
Analysis

***Full report in development:***

- ***Draft shared with NSBH-ASO (40+ pages)***
- ***Executive Summary/High Level Findings Shared Here***



**DRAFT**

# Current and Projected Demographics: Summary

## Demographic Forecasts Overview:

County	Population Growth by County				
	Total Population		5 Year Growth		
	2022	2027	No.	%	CAGR
Island	87,561	92,137	4,576	5.2%	1.0%
San Juan	17,745	18,727	982	5.5%	1.1%
Skagit	135,186	143,000	7,814	5.8%	1.1%
Snohomish	846,950	902,089	55,139	6.5%	1.3%
Whatcom	233,236	247,668	14,432	6.2%	1.2%
<b>Total North Sound</b>	<b>1,320,678</b>	<b>1,403,621</b>	<b>82,943</b>	<b>6.3%</b>	<b>1.2%</b>

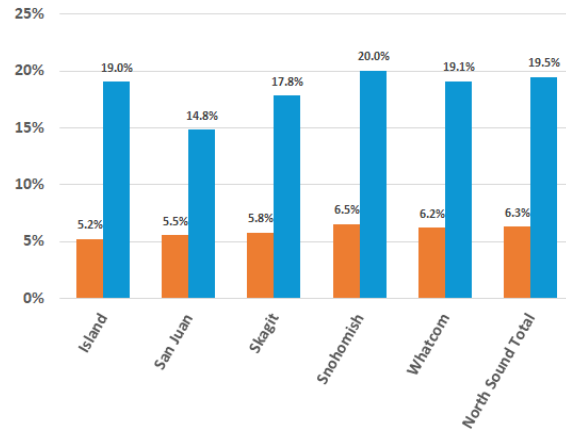
Age Cohort	5 County Population Growth by Age Cohort				
	Total Population		5 Year Growth		
	2022	2027	No.	%	CAGR
0-17	280,722	294,521	13,799	4.9%	1.0%
18-44	475,579	485,127	9,548	2.0%	0.4%
45-64	330,469	341,183	10,714	3.2%	0.6%
65+	233,908	282,790	48,882	20.9%	3.9%
<b>Total North Sound</b>	<b>1,320,678</b>	<b>1,403,621</b>	<b>82,943</b>	<b>6.3%</b>	<b>1.2%</b>

**Maps in the full report show much of this visually**

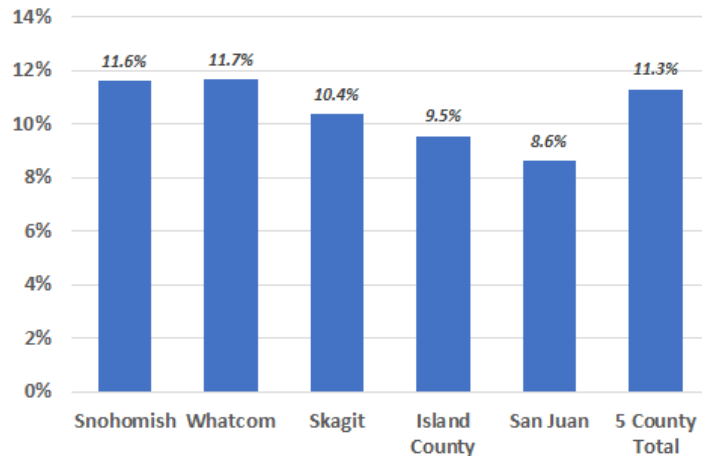
- ▶ Medicare population (age 65+) will grow 20%+ over next 5 years
- ▶ The total numbers of **uninsured and Medicaid recipients is forecast to be fairly static** over the next several years – with declines in some areas
- ▶ **Growth in the pediatric population overall will be moderate** in coming years
- ▶ From an **absolute perspective, overall population growth will be concentrated in western Snohomish County**; From a **percentage perspective, overall population growth will be seen in pockets throughout the region – notably many island communities**
- ▶ The proportions of the population that are uninsured or Medicaid recipients increases as one moves north across the region

# Recent Trends and Projected Growth: Summary

5 Year Population Growth vs. Growth in Need for OP Behavioral Health Services in North Sound Region



5 year Projected IP Census Growth by County (Total Behavioral)



- ▶ A complete picture of recent trends in volume for crisis mental health services is difficult to paint given the lack of volume data made available by the Medicaid MCOs. **Available data for the last couple years from NSBH-ASO suggests overall increases in crisis services volumes** although the data is somewhat volatile.
- ▶ Survey Respondents indicate that recent volumes have shown increases and respondents are considering this **“the new normal”**
- ▶ **Overall growth and aging of the population suggests that the need for both inpatient and outpatient behavioral health services will increase at a higher rate than the population itself:**
  - Growth in **outpatient behavioral health modalities is projected to increase 15%+** across services over the next 5 years.
  - **Growth in inpatient behavioral health modalities is projected to increase ~10%** over the next 5 years.

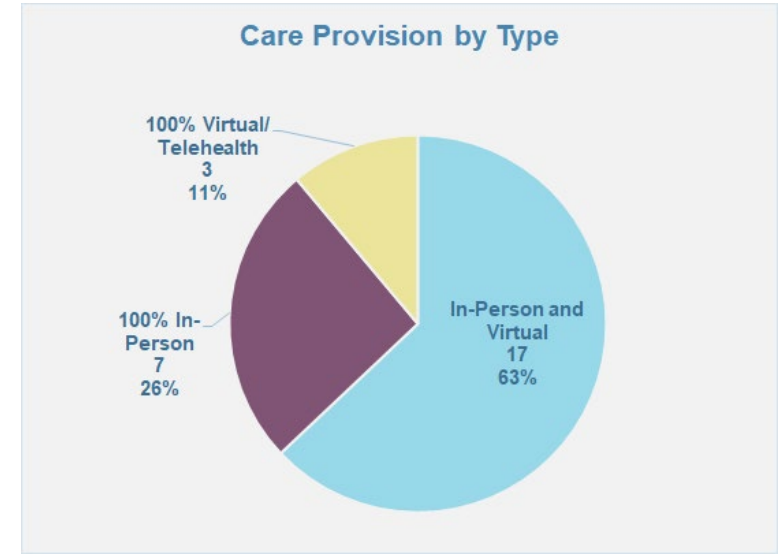
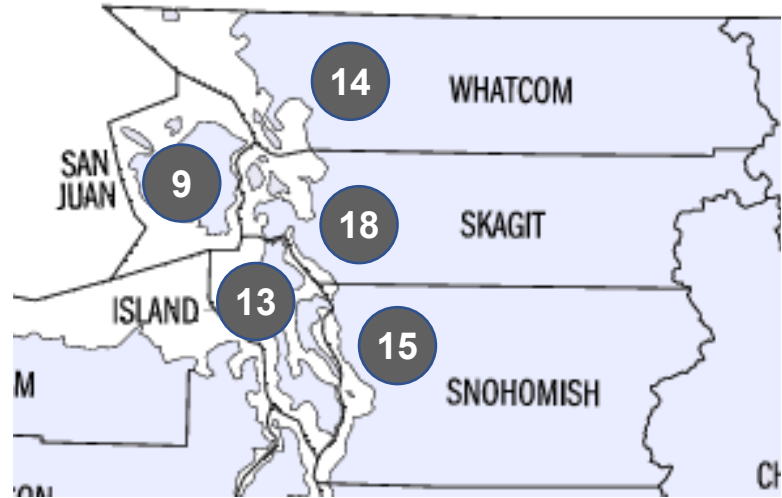
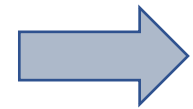
# Stakeholder Survey: Summary

DRAFT

## 27 Respondents

### Counties Served by Respondent:

(Respondents could select more than one geography)



### Key Themes:

- ▶ **Staffing, Staffing, Staffing:** staffing across all levels/licensed clinician staffing
- ▶ **Inpatient/Residential Bed** available is frequently mentioned
- ▶ **SUD Service Expansion**
- ▶ Other needs mentioned by survey recipients included: **Outpatient service availability, transitional housing options, care coordination/follow up**
- ▶ **Transition to Medicaid MCOs** has generally added unwanted complexity to system

# Provider Inventory: Summary

**DRAFT**

## Key Themes:

- ▶ Provider profile very different county-to-county in the North Sound Region
- ▶ Some areas are clear destinations for care; some areas show relatively little available services
- ▶ Maps created with facility profiles – shown in full report

### Island

- ▶ Island County has no Inpatient Facilities
- ▶ OP facilities are concentrated in Oak Harbor and Coupeville

### San Juan

- ▶ San Juan County has no IP Facilities
- ▶ OP facilities on three different islands

### Skagit

- ▶ Behavioral health facilities are predominantly centered on I-5 Corridor with others along Rte 20 from Sedro-Wooley to Anacortes

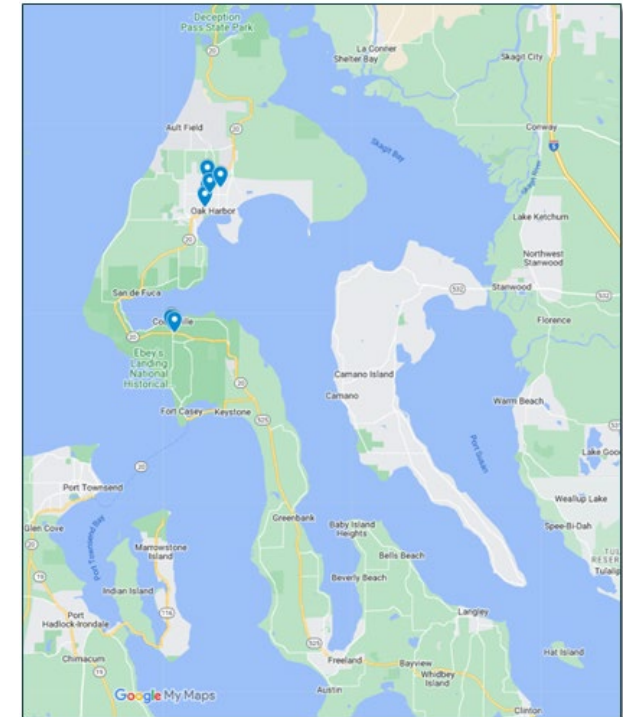
### Snohomish

- ▶ There are a larger number of facilities in Snohomish County (reflecting its larger population)
- ▶ Facilities are distributed geographically across the county

### Whatcom

- ▶ IP/OP behavioral facilities are concentrated in and around Bellingham with some located North and West

 = Behavioral Health Facility



**Sample Map (Island County)**

# Inpatient Bed Need Analysis: Supply vs. Demand

**DRAFT**

- ▶ There are **currently deficits in both Mental Health and Substance Use Disorder** beds in the 5-County region in total
- ▶ Although demand is projected to grow, the anticipated new beds coming online should largely equalize bed supply and demand for Mental Health, although **Substance Use Disorder will still show deficits**
- ▶ Estimated market demand for **Pediatric beds is growing and is more than twice the current supply in the region** (detail in full report)

North Sound - 5 County Region  
Inpatient Behavioral Health Supply vs Demand

	Bed Demand		Bed Supply		2022 Surplus (Deficit) Current Demand vs. Current Supply <i>(c - a)</i>	2027 Surplus (Deficit) Future Demand vs. Future Supply <i>(b - d)</i>
	2022 <i>(a)</i>	2027 <i>(b)</i>	Current <i>(c)</i>	Future* <i>(d)</i>		
<b>Mental Health</b>						
Evaluation & Treatment	114.8	126.6	60.0	106.0	(54.8)	(20.6)
Mental Health Triage	52.0	57.2	42.0	90.0	(10.0)	32.8
<b>Subtotal</b>	<b>166.8</b>	<b>183.8</b>	<b>102.0</b>	<b>196.0</b>	<b>(64.8)</b>	<b>12.2</b>
<b>Substance Use Disorder</b>						
Intensive Inpatient	162.3	191.9	123.0	123.0	(39.3)	(68.9)
Long-Term Residential	53.9	63.6	16.0	32.0	(37.9)	(31.6)
Recovery House	62.4	73.7	32.0	48.0	(30.4)	(25.7)
Acute Detox	72.3	85.4	50.0	66.0	(22.3)	(19.4)
<b>Subtotal</b>	<b>278.6</b>	<b>329.3</b>	<b>221.0</b>	<b>269.0</b>	<b>(57.6)</b>	<b>(60.3)</b>
<b>Other</b>						
Pregnant and Parenting Women	25.4	27.9	21.0	21.0	(4.4)	(6.9)
<b>Total</b>	<b>470.7</b>	<b>541.0</b>	<b>344.0</b>	<b>486.0</b>	<b>(126.7)</b>	<b>(55.0)</b>

- (a)* Estimated for this engagement using bed to population ratios adjusted for anticipated utilization
- (b)* Estimated for this engagement using bed to population ratios adjusted for anticipated utilization
- (c)* As provided by NSBHO - includes only currently active beds (as of October, 2022)
- (d)* Includes projected/approved beds currently expected to come on line over next 2-3 years

Note on Co-Occurring Services:

- Bed demand models make clear distinction between mental health and substance use disorder services (with realization that many patients may require/receive services for both)
- Bed supply for these services is placed in the SUD Intensive Inpatient Category.

# Outpatient Service Analysis: Summary - Part 1

DRAFT

At a high level, the outpatient service analysis suggest the following:

- ▶ For most of the more prevalent services, San Juan, Skagit, and Whatcom Counties are generally near or above the state average in per-capita service availability. However, **the 5-County total is less than the state in nearly every prevalent category.**
- ▶ There are important differences county by county: For example - **Despite having the largest number of services/population, Snohomish County trails Whatcom and Skagit counties in per-capita availability in a number of services** (county level detail provided in full report)

## Sample Analysis:

### OP Mental Health Services: **5 County Total**

Outpatient Service Inventory	5 County Total		Wash State Total	
	5 County Total	Wash State Total	5 County Total	Wash State Total
<b>Mental Health Services</b>	<b>Number of Centers Who Offer This Outpatient Service</b>		<b>Facilities per 100,000 Population</b>	
✓ Individual Treatment	100	648	7.6	8.3
✓ Group Therapy	91	566	6.9	7.2
✓ Rehabilitative Case Management	78	502	5.9	6.4
✓ Psychiatric Medication and Medication Support	73	470	5.5	6.0
✓ Family Therapy	64	492	4.8	6.3
✓ LRA or Conditional Release Support	55	282	4.2	3.6
✓ Brief Intervention Treatment	50	372	3.8	4.7
✓ Peer Support	46	442	3.5	5.6
✓ Crisis Outreach	19	217	1.4	2.8
✓ Wraparound Facilitation	15	123	1.1	1.6
✓ Problem and Pathological Gambling	9	90	0.7	1.1
✓ Crisis Peer Support	9	111	0.7	1.4
✓ Applied Behavior Analysis (ABA)	9	58	0.7	0.7
✓ Day Support	8	126	0.6	1.6
✓ Crisis Stabilization	4	113	0.3	1.4
✓ Adult Evaluation and Treatment	4	36	0.3	0.5
✓ Voluntary Triage	3	6	0.2	0.1
✓ Crisis Telephone Support	3	136	0.2	1.7
✓ Clubhouse	2	12	0.2	0.2
✓ Involuntary Triage	1	2	0.1	0.0
✓ Youth Evaluation and Treatment	1	8	0.1	0.1



# Outpatient Service Analysis: Summary - Part 2

Sample Analysis:  
 OP Mental Health Services in **Island County**

Analysis done at the county-level; sample from Island County shown here

- ▶ There are a number of outpatient services for which Island County has does not have a facility (the dashes in the table at right)
- ▶ In this example, specific services that are relatively prevalent state-wide that Island County has **less availability include Family Therapy and Peer Support**
- ▶ The county-by-county detail provides a good starting point for focusing analysis on service availability

Outpatient Service Inventory	Island County		Wash State Total	
	Island County	Wash State Total	Island County	Wash State Total
	Number of Centers Who Offer This Outpatient Service		Facilities per 100,000 Population	
<b>Mental Health Services</b>				
✓ Individual Treatment	6	648	6.9	8.3
✓ Group Therapy	6	566	6.9	7.2
✓ Rehabilitative Case Management	7	502	8.0	6.4
✓ Psychiatric Medication and Medication Support	5	470	5.7	6.0
▶ ✓ Family Therapy	3	492	3.4	6.3
✓ LRA or Conditional Release Support	5	282	5.7	3.6
▶ ✓ Brief Intervention Treatment	4	372	4.6	4.7
✓ Peer Support	1	442	1.1	5.6
✓ Crisis Outreach	2	217	2.3	2.8
✓ Wraparound Facilitation	-	123	-	1.6
✓ Problem and Pathological Gambling	-	90	-	1.1
✓ Crisis Peer Support	1	111	1.1	1.4
✓ Applied Behavior Analysis (ABA)	-	58	-	0.7
✓ Day Support	-	126	-	1.6
✓ Crisis Stabilization	-	113	-	1.4
✓ Adult Evaluation and Treatment	-	36	-	0.5
✓ Voluntary Triage	1	6	1.1	0.1
✓ Crisis Telephone Support	-	136	-	1.7
✓ Clubhouse	-	12	-	0.2
✓ Involuntary Triage	-	2	-	0.0
✓ Youth Evaluation and Treatment	-	8	-	0.1



## Advisory Board Brief

January 10, 2023

The Advisory Board met on January 3 and the following items were discussed:

### — Advisory Board

- **Pre-Meeting: Non-Pre-Meeting Month**
- Newly hired ASO staff, Kimberly Nakatani, Accountant was introduced to the Board
- Members voted for the membership of Hannah Ordos, Whatcom County. All were in favor of Hannah's membership
- Percival Health gave a presentation regarding the Behavioral Health Needs Assessment
- The Legislative Ad Hoc Committee will convene to create the legislative supporting document to be given to legislatures. Appointments will start to be made with legislatures

### — Executive Director

- The Executive Director reported on
  - Governor Inslee's 2023-2025 Recommended Budget Behavioral Health
  - Workforce Training Education Board: Behavioral Health Workforce 2022 Report
  - Update on Homeless Outreach Stabilization Team (HOST)
  - Crisis Service Update
  - New North Sound BH-AS) Staff Person: Assisted Outpatient Treatment Coordinator
  - End of State COVID Emergency Order
- The Action Items were passed and recommended to the Board of Directors for approval



— **Finance/Executive Committee**

- The December Expenditures were passed and recommended to the Board of Directors for approval

— **Advisory Board Resignation and Membership**

- **Island County has one vacancy**
- **San Juan County has three vacancies**
- **Skagit County has two vacancies**
- **Snohomish County has six vacancies**
- **Whatcom County has no vacancies**

# North Sound Behavioral Health Administrative Services Organization January 12th, 2023, Board of Directors Financial Notes

## HIGHLIGHTS

1. The Budget to Actuals Looks pretty good. Our state funds are still showing a large positive variance. Inpatient Treatment is still over budget, ITA Judicial is over budget, Mental Health crisis stabilization is currently showing a large variance, and Withdrawal Management is continuing to increase, also of note E&T services are increasing lately as is Mental Health Outpatient Services. HARPS and DOC housing is showing a large variance, I believe this is due to underestimating the expense and revenue when I built the budget, it may require a budget amendment later in the year, since this is an expense reimbursement program there won't be any financial impact. Most of the large positive expense variances are due to programs not running yet. Other SUD services has a large positive variance due mainly to the Recovery Navigator programs getting a late start. We ended 2022 under budget by \$1,718,021.
2. The Revenue and Expense statement is still showing a large income which is mainly due to the payment of the November amendment amounts in January and additional annual Proviso payments received in July. I finished the 9/30/22 R&E report for the State, that analysis shows that most of our State fund balance is tied to Proviso dollars, our available fund balance increased from \$3,458,081.11 to \$4,863,981.65 mostly due to using more block grant and moving some Proviso dollars over that we earned through deliverables. Our Minimum Reserve requirement is \$3,090,242.00. We ended December with a net income of \$9,370,247.
3. The one thing to note is the Medicaid fund balance, it shows a negative \$666,363 but I need to adjust this at year end for the amount that we covered prior to the new contract rates going into effect. I would guess that at this point the Medicaid fund balance is a lot closer to running even but I still need to wait for all the retro payments and adjustments to come through.
4. We have included a January to December projection of our revenues and expenditures to try and forecast possible areas of concern. There are some large projected variances including Inpatient, ITA Judicial, and Harps and DOC. Withdrawal Management and Crisis Stabilization are continuing to run higher than budgeted. The bottom line shows us as still running \$992,271 under budget for the year.

## NOTES

1. We are presenting the financial statements for December 2022 for the Behavioral Health Administrative Services Organization (ASO).

2. These monthly statements are prepared for the Board's use only. They provide a snapshot of expenses and revenue for a single calendar month compared with a hypothetical "year to date" projection. However, neither revenues nor expenditures occur on an equal 1/12 amount each month.
  
3. The North Sound BH-ASO adopts "calendar year" budgets, but the allocations from the state are done on a state fiscal year basis [with adjustments every 6 months]. The exceptions are Federal Block Grant Funds which are allocated for the entire fiscal year.
  
4. Revenues and expenses are managed independently within each of the major fund categories: Medicaid, State General Fund, Mental Health Block Grant, Substance Abuse Block Grant, and SAMHSA [a direct grant we receive from the federal government for our rural Medication Assistance Treatment program].
  
5. Within 'State General Funds', allocations are further subdivided between general state funds, and the multiple "Proviso" funds allocated for specific services.
  
6. We have added two new lines at the bottom of the "Revenue and Expense" tab which shows the beginning and ending fund balance within each fund category for the state fiscal year. I also added some additional lines at the bottom to show the Net Income from Operations before the transfer of funds to the BHO.
  
7. The Budget to Actuals statement includes notes on areas where there is a variance between the hypothetical year to date budget and actual revenues and expenditures. I also added additional lines at the bottom to show the transfer of funds separate from the normal operations.

**NORTH SOUND BEHAVIORAL HEALTH ADMINISTRATIVE SERVICE ORGANIZATION**  
**PRELIMINARY REVENUE and EXPENSE STATEMENT for DECEMBER 2022\***  
**BUDGET TO ACTUALS**

<u>REVENUES</u>	<b>2022</b>	<b>YTD</b>	<b>YTD</b>	<b>Variance</b>	
	<b>Budget</b>	<b>2022</b>	<b>2022</b>	<b>Favorable</b>	
	<b>Budget</b>	<b>Budget</b>	<b>Actual</b>	<b>(Unfavorable)</b>	
Intergovernmental Revenues					
HRSA	\$ 333,333	333,333	400,854	67,521	
MHBG	3,088,440	3,088,440	2,506,300	(582,140)	
SABG	5,339,865	5,339,865	4,955,676	(384,189)	
State Funds	25,083,404	25,083,404	31,918,169	6,834,765	Got Novemb
Medicaid (MCO)	5,102,632	5,102,632	6,554,900	1,452,268	
Total Intergovernmental Revenues	38,947,674	38,947,674	46,335,899	7,388,225	
Misc. Revenue **	0	0	227,771	227,771	Transfer fror
Interest Revenue	3,500	3,500	39,730	36,230	
<b>TOTAL REVENUES</b>	<b>\$ 38,951,174</b>	<b>\$ 38,951,174</b>	<b>\$ 46,603,400</b>	<b>\$ 7,652,226</b>	
<u>EXPENDITURES</u>					
Inpatient Treatment	\$ 1,150,000	1,150,000	\$ 1,630,067	(480,067)	Received an
ITA Judicial	2,300,000	2,300,000	2,398,606	(98,606)	Running a bi
Crisis Services	14,639,597	14,639,597	12,888,608	1,750,989	Budget inclu
MH Crisis Stabilization	1,500,000	1,500,000	1,978,716	(478,716)	Appears to b
E&T Services	1,100,000	1,100,000	1,223,479	(123,479)	Have been ir
E&T Discharge Planner	107,294	107,294	154,314	(47,020)	
Jail Services	367,536	367,536	320,176	47,360	
PACT Services	511,716	511,716	532,459	(20,743)	
MHBG Expenditures ***	1,371,893	1,371,893	816,587	555,306	
HARPS & DOC Housing	1,197,343	1,197,343	2,642,208	(1,444,865)	Budgeted to
DMA County Contracts	581,292	581,292	470,766	110,526	
SABG Expenditures ****	3,920,240	3,920,240	3,094,160	826,080	
Withdrawal Management	900,000	900,000	1,417,321	(517,321)	Running a bi
HRSA	304,921	304,921	383,766	(78,845)	
Juvenile Drug Court	139,800	139,800	134,616	5,184	
Other MH Services *****	1,244,501	1,244,501	2,238,887	(994,386)	Increase in C
Other SUD Services	3,046,419	3,046,419	968,648	2,077,771	Recovery Ne
Ombuds	216,000	216,000	102,391	113,609	
Advisory Board	19,998	19,998	6,846	13,152	
Subtotal - Services	34,618,550	34,618,550	33,402,618	1,215,932	
Administration	4,332,624	4,332,624	3,830,535	502,089	
<b>TOTAL EXPENDITURES</b>	<b>\$ 38,951,174</b>	<b>\$ 38,951,174</b>	<b>\$ 37,233,153</b>	<b>\$ 1,718,021</b>	

Excess of Revenues Over (Under) Expenditure. \$ 9,370,247

\* THIS IS AN UNAUDITED STATEMENT

\* Medicaid and State revenue are paid in advance. MHBG, SABG and SAMHSA revenue are paid on an expense reimbursement method. Expenses are recognized when the bill is received.

**NORTH SOUND BEHAVIORAL HEALTH ADMINISTRATIVE SERVICE ORGANIZATION  
PRELIMINARY REVENUE and EXPENSE STATEMENT for DECEMBER 2022\***

<u>REVENUES</u>	YTD 2022 Totals	YTD 2022 Medicaid	YTD 2022 State	YTD 2022 MHBG	YTD 2022 SABG	YTD 2022 HRSA
Intergovernmental Revenues						
HRSA	400,854					400,854
MHBG	2,506,300			2,506,300		
SABG	4,955,676				4,955,676	
State Funds	31,918,169		31,918,169			
Medicaid (MCO)	6,554,900	6,554,900				
Total Intergovernmental Revenues	46,335,899	6,554,900	31,918,169	2,506,300	4,955,676	400,854
Misc. Revenue **	227,771		227,771			
Interest Revenue	39,730		39,730			
<b>TOTAL REVENUES</b>	<b>\$ 46,603,400</b>	<b>\$ 6,554,900</b>	<b>\$ 32,185,670</b>	<b>\$ 2,506,300</b>	<b>\$ 4,955,676</b>	<b>\$ 400,854</b>

**EXPENDITURES**

Inpatient Treatment	\$ 1,630,067		\$ 1,630,067			
ITA Judicial	2,398,606		2,398,606			
Crisis Services	12,888,608	6,886,230	3,846,529	1,039,110	1,116,738	
MH Crisis Stabilization	1,978,716		1,228,282	750,433		
E&T Services	1,223,479		1,223,479			
E&T Discharge Planner	154,314		154,314			
Jail Services	320,176		320,176			
PACT Services	532,459		532,459			
MHBG Expenditures ***	816,587			816,587		
HARPS & DOC Housing	2,642,208		2,642,208			
DMA County Contracts	470,766		470,766			
SABG Expenditures ****	3,094,160				3,094,160	
Withdrawal Management	1,417,321		936,080		481,241	
HRSA	383,766					383,766
Juvenile Drug Court	134,616		134,616			
Other MH Services *****	2,238,887		2,238,887			
Other SUD Services	968,648		968,648			
Ombuds	102,391	68,641	33,750			
Advisory Board	6,846		6,846			
Subtotal - Services	33,402,618	6,954,871	18,765,712	2,606,130	4,692,139	383,766
Administration	3,830,535	797,569	2,988,957			44,009
<b>TOTAL EXPENDITURES</b>	<b>\$ 37,233,153</b>	<b>\$ 7,752,440</b>	<b>\$ 21,754,669</b>	<b>\$ 2,606,130</b>	<b>\$ 4,692,139</b>	<b>\$ 427,775</b>
Net Income	\$ 9,370,247	\$ (1,197,540)	\$ 10,431,000	\$ (99,830)	\$ 263,537	\$ (26,921)

Beginning Fund Balance 12/31/21	5,704,731	531,177	6,219,280	(96,902)	(942,437)	(6,387)
<b>Ending Fund Balance</b>	<b>15,074,977</b>	<b>(666,363)</b>	<b>16,650,281</b>	<b>(196,733)</b>	<b>(678,900)</b>	<b>(33,308)</b>

Note: State Fund Balance also includes Proviso Fund Balances which are designated for specific expenditures

\* THIS IS AN UNAUDITED STATEMENT

\* Medicaid and State revenue are paid in advance. MHBG, SABG and SAMHSA revenue are paid on an expense reimbursement method. Expenses are recognized when the bill is received.

**NORTH SOUND BEHAVIORAL HEALTH ADMINISTRATIVE SERVICE ORG  
PROJECTED REVENUE and EXPENSE STATEMENT for JANUARY to DECE  
BUDGET TO ACTUALS**

<u>REVENUES</u>	<b>2022 Budget</b>	<b>2022 Projected Actual</b>	<b>Variance Favorable (Unfavorable)</b>
Intergovernmental Revenues			
HRSA	\$ 333,333	384,054	50,721
MHBG	3,088,440	2,314,294	(774,146)
SABG	5,339,865	5,268,870	(70,995)
State Funds	25,083,404	30,384,729	5,301,325
Medicaid (MCO)	5,102,632	6,091,518	988,886
Total Intergovernmental Revenues	38,947,674	44,443,465	5,495,791
Misc. Revenue **	0	227,771	227,771
Interest Revenue	3,500	7,906	4,406
<b>TOTAL REVENUES</b>	<b>\$ 38,951,174</b>	<b>\$ 44,679,141</b>	<b>\$ 5,727,967</b>
<u>EXPENDITURES</u>			
Inpatient Treatment	\$ 1,150,000	\$ 2,017,958	(867,958)
ITA Judicial	2,300,000	2,691,891	(391,891)
Crisis Services	14,639,597	13,148,578	1,491,019
MH Crisis Stabilization	1,500,000	1,949,409	(449,409)
E&T Services	1,100,000	1,282,208	(182,208)
E&T Discharge Planner	107,294	109,359	(2,065)
Jail Services	367,536	324,624	42,912
PACT Services	511,716	437,057	74,659
MHBG Expenditures ***	1,371,893	990,382	381,511
HARPS & DOC Housing	1,197,343	2,468,491	(1,271,148)
DMA County Contracts	581,292	391,179	190,113
SABG Expenditures ****	3,920,240	3,555,731	364,509
Withdrawal Management	900,000	1,301,874	(401,874)
HRSA	304,921	405,212	(100,291)
Juvenile Drug Court	139,800	87,663	52,137
Other MH Services *****	1,244,501	1,187,062	57,439
Other SUD Services	3,046,419	1,675,634	1,370,785
Ombuds	216,000	98,393	117,607
Advisory Board	19,998	5,060	14,938
Subtotal - Services	34,618,550	34,127,764	490,786
Administration	4,332,624	3,831,140	501,484
<b>TOTAL EXPENDITURES</b>	<b>\$ 38,951,174</b>	<b>\$ 37,958,903</b>	<b>\$ 992,271</b>

Excess of Revenues Over (Under) Expenditure.                      \$        6,720,238

**\* THIS IS AN UNAUDITED STATEMENT**



\* Medicaid and State revenue are paid in advance. MHBG, SABG and SAMHSA revenue reimbursement method. Expenses are recognized when the bill is received.

\*\* Room Rental Fees, Tribal Conference, Salish Contract

\*\*\* Includes Peer Bridger, PATH and COVID. Does not include Crisis or E&T

\*\*\*\* Includes Opiate Outreach, PPW Housing Supports and Per Pathfinder. Does not in

\*\*\*\*\* Includes CORS, AOT, Trueblood, FYSPRT, Outpatient Services

**FINANZATION**  
**DECEMBER 2022\***

Slow billing on Covid grants

Got November's off cycle amendment in January. Extra CBRA funds.  
Increased rates for second half

Transfer from Skagit for E&T

Two large bills for \$348,156 in the first half of the year  
Continuing to increase

Continuing to increase

Budgeted to low for CBRA housing funds

Running a bit high

Recovery Navigator Program had a late start

Still under budget overall

**NORTH SOUND BH-ASO****Warrants Paid****December 2022**

Type	Date	Num	Name	Amount
Bill Pmt -Check	12/02/2022	555193	American Behavioral Health Systems	-7,410.00
Bill Pmt -Check	12/02/2022	555225	Catholic Community Services	-7,267.84
Bill Pmt -Check	12/02/2022	555241	Community Action of Skagit Co	-41,941.27
Bill Pmt -Check	12/02/2022	555242	Compass Health	-75,166.78
Bill Pmt -Check	12/02/2022	555243	Consejo Counseling	-3,098.50
Bill Pmt -Check	12/02/2022	555267	Evergreen Recovery	-7,665.28
Bill Pmt -Check	12/02/2022	555390	Haggen/Safeway	-19.88
Bill Pmt -Check	12/02/2022	555320	Lake Whatcom Center	-36,000.00
Bill Pmt -Check	12/02/2022	555325	Lifeline Connections	-5.29
Bill Pmt -Check	12/02/2022	555357	NW ESD 189	-9,623.09
Bill Pmt -Check	12/02/2022	555364	Office Depot	-111.35
Bill Pmt -Check	12/02/2022	555342	Osborne, Michelle, JD Associates LL	-7,000.00
Bill Pmt -Check	12/02/2022	555430	Therapeutic Health Services	-6,541.26
Bill Pmt -Check	12/02/2022	555429	Tulalip Tribes	-5,819.52
Bill Pmt -Check	12/02/2022	555449	Volunteers of America	-221,809.68
Bill Pmt -Check	12/09/2022	555573	Island County Human Services	-81,006.62
Bill Pmt -Check	12/09/2022	555602	Lake Whatcom Center	-34,648.63
Bill Pmt -Check	12/09/2022	555606	Lifeline Connections	-53,456.10
Bill Pmt -Check	12/09/2022	555642	Office Depot	-96.08
Bill Pmt -Check	12/09/2022	555684	SHI	-1,303.00
Bill Pmt -Check	12/09/2022	555685	Shred-it	-153.60
Bill Pmt -Check	12/09/2022	555716	Telecare Corporation	-12,387.01
Bill Pmt -Check	12/09/2022	555740	US Bank	-4,288.19
Bill Pmt -Check	12/09/2022	555706	WA State Auditors Office	-3,041.82
Bill Pmt -Check	12/09/2022	555761	Whatcom County Health Department	-4,917.54
Bill Pmt -Check	12/16/2022	555783	A-1 Mobile Lock & Key	-581.01
Bill Pmt -Check	12/16/2022	555784	Access	-1,338.04
Bill Pmt -Check	12/16/2022	555794	American Behavioral Health Systems	-33,020.00
Bill Pmt -Check	12/16/2022	555814	Brigid Collins	-10,486.31
Bill Pmt -Check	12/16/2022	555843	Compass Health	-93,607.76
Bill Pmt -Check	12/16/2022	555845	Consejo Counseling	-90,930.68
Bill Pmt -Check	12/16/2022	555855	Davis, Wright, Tremaine LLP	-1,246.00
Bill Pmt -Check	12/16/2022	555872	Evergreen Recovery	-941.20
Bill Pmt -Check	12/16/2022	555879	Firstline Communications (All Phase)	-76.16
Bill Pmt -Check	12/16/2022	555954	Lifeline Connections	-6,790.75
Bill Pmt -Check	12/16/2022	555886	Lippman, Glenn	-4,451.58
Bill Pmt -Check	12/16/2022	556060	Maharaj-Lewis, Starleen	-262.50
Bill Pmt -Check	12/16/2022	556006	Providence-Everett	-22,044.60
Bill Pmt -Check	12/16/2022	556026	Sea Mar	-12,299.50
Bill Pmt -Check	12/16/2022	556038	SHI	-43.52
Bill Pmt -Check	12/16/2022	556044	Skagit County Public Health	-15,699.95

**NORTH SOUND BH-ASO****Warrants Paid****December 2022**

Bill Pmt -Check	12/16/2022	556093	Smokey Point Behavioral Hospital	-4,936.68
Bill Pmt -Check	12/16/2022	556053	Snohomish Co Human Services	-425,721.61
Bill Pmt -Check	12/16/2022	556054	Snohomish Co Juvenile	-14,673.40
Bill Pmt -Check	12/16/2022	556057	Spokane County BHO	-725.00
Bill Pmt -Check	12/16/2022	556001	St Joseph Medical Center, Peace He	-5,080.26
Bill Pmt -Check	12/16/2022	556102	Wave Business	-601.20
Bill Pmt -Check	12/23/2022	556132	American Behavioral Health Systems	-6,630.00
Bill Pmt -Check	12/23/2022	556155	Carasoft Technology Corp	-9.00
Bill Pmt -Check	12/23/2022	556160	Catholic Community Services	-28,031.20
Bill Pmt -Check	12/23/2022	556179	Community Action of Skagit Co	-40,004.24
Bill Pmt -Check	12/23/2022	556180	Compass Health	-246,555.46
Bill Pmt -Check	12/23/2022	556228	Firstline Communications (All Phase)	-1,120.20
Bill Pmt -Check	12/23/2022	556236	Greater Columbia BH-ASO	-937.59
Bill Pmt -Check	12/23/2022	556284	Lake Whatcom Center	-4,060.31
Bill Pmt -Check	12/23/2022	556293	Lifeline Connections	-33,974.03
Bill Pmt -Check	12/23/2022	556323	Mount Baker Presbyterian Church	-2,809.04
Bill Pmt -Check	12/23/2022	556344	Office Depot	-139.35
Bill Pmt -Check	12/23/2022	556393	SHI	-15,839.07
Bill Pmt -Check	12/23/2022	556438	Telecare Corporation	-17,718.28
Bill Pmt -Check	12/23/2022	556494	Whatcom County Health Department	-54,383.18
Bill Pmt -Check	12/23/2022	556504	Yellow Cab	-258.52
Bill Pmt -Check	12/30/2022	EFT	Skagit County Auditor	-3,500.00
				-1,826,305.51
				-1,826,305.51
				<b>-1,826,305.51</b>

**AMENDMENT TO RESTATED JOINT COUNTY AUTHORITY  
BH-ASO INTERLOCAL OPERATING AGREEMENT  
OF  
NORTH SOUND BEHAVIORAL HEALTH—  
ADMINISTRATIVE SERVICES ORGANIZATION, LLC**

THIS AMENDMENT to the January 1, 2019 Restated Joint County Authority BH-ASO Operating Agreement (“Amendment”) is made and entered into effective \_\_\_\_\_, 2023 by and among the following County Authorities: Island County, San Juan County, Skagit County, Snohomish County, and Whatcom County (collectively “County Authorities”).

**RECITALS**

- A. Article VII, paragraph 7.7 of the January 1, 2019 Restated Joint County Authority BH-ASO Interlocal Operating Agreement (“Operating Agreement”) states that “at all meetings of the Board of Directors a representative may only vote in person in a session of the meeting open to the public.”
- B. The Washington Open Public Meetings Act as amended June 9, 2022 encourages public agencies to make use of remote access tools as fully as practicable to encourage public engagement and better serve their communities.
- C. During the suspension of in-person meetings under the Governor’s Emergency Proclamation 20-28, the Board of Directors used computer and internet technology to hold effective remote public meetings.
- D. The Board of Directors believes that hybrid meetings involving both in-person and remote attendance will allow Board members, staff, and the public to participate in the governance of the BH-ASO more fully.

**AMENDMENT**

NOW THEREFORE, the County Authorities amend Article VII, paragraph 7.7 of the Operating Agreement to read as follows:

7.7. No Proxies. At all meetings of the Board of Directors a representative may attend and vote in person or by remote access technology in a session of the meeting open to the public; no proxies or secret voting shall be permitted. Notwithstanding the foregoing, as provided for in Section 5.1 of this Agreement, a delegate appointed by a County Authority may vote in the case of absence of the County Authority’s Board of Directors representative.

\_\_\_\_\_  
Date:\_\_\_\_\_

Island County, Member

\_\_\_\_\_  
Date: \_\_\_\_\_  
San Juan County, Member

\_\_\_\_\_  
Date: \_\_\_\_\_  
Skagit County, Member

\_\_\_\_\_  
Date: \_\_\_\_\_  
Snohomish County, Member

\_\_\_\_\_  
Date: \_\_\_\_\_  
Whatcom County, Member



## **1. GOVERNOR INSLEE'S 2023-2025 RECOMMENDED BUDGET – BEHAVIORAL HEALTH**

- The Governor's 2023-2025 recommended budget includes proposals related to behavioral health and BH-ASO services. Some of these are:
  - Enhance and expand mobile crisis and crisis stabilization services in line with best practices;
  - Additional funding for BH-ASOs including a non-Medicaid rate increase;
  - Funding authorization for the new American Rescue Act Block Grant funds and to continue funding for programs that had been supported by Block Grant funds;
  - Increase Medicaid behavioral health provider rates again effective January 1, 2024. HCA will be required to use direct payments or other methodologies to “direct” the funding to behavioral health providers;
  - Funding for the operating costs of 10 behavioral health crisis facilities funded in the 2022 supplemental capital budget;
  - Establish a SUD professional/peer scholarship program in BIPOC communities to address workforce shortages in disparately impacted communities.

## **2. WORKFORCE TRAINING AND EDUCATION BOARD: BEHAVIORAL HEALTH WORKFORCE 2022 REPORT**

- The Washington Training and Education Board [WTEB] has released its 2022 report with updated recommendations for legislative action, see [[Behavioral Health Group | Washington Workforce Training & Education Coordinating Board](#)]
- Some of the key recommendations for the Legislature include:
  - ✓ Appropriate additional funds to support behavioral health loan repayment awards via the Washington Health Corps to address immediate retention challenges.
  - ✓ Appropriate funds to support the administration of the Washington Health Corps
  - ✓ Expand awareness of, and assistance with, the Public Sector Loan Forgiveness program to increase participation by behavioral health workers.
  - ✓ In addition to increasing Medicaid behavioral health rates, provide continuation funding to develop a sustainable, prospective payment system for comprehensive behavioral health services by refining the Certified Community Behavioral Health Clinic model [CCBHC].

## **3. NORTH SOUND BEHAVIORAL HEALTH NEEDS ASSESSMENT**

- The final report of the North Sound Behavioral Health Needs Assessment, developed by Percival Health is ready for review. It will be presented at the January meetings of the Advisory Board and the Board of Directors.
- The Executive Summary is attached. The link to the full report can be found in the meeting agenda. [[Attachment 1](#)]

- At the January 6 meeting of the county coordinators, they identified another area of need – more intensive behavioral health facilities and the need for more case management for persons in supporting housing.
- I will be scheduling an ad-hoc meeting of county coordinator and Advisory Board member to develop more specific recommendations for areas of focus for advocacy for the Board of Directors.

#### **4. LEGISLATIVE UPDATE**

- A number of bills of interest to the BH-ASOs have already been submitted. See attached list from Brad Banks [[Attachment 2](#)]
- The ASOs have been asked to review and comment on draft language for a bill that would tighten the requirements for and measurement of network adequacy in the MCO Apple Health Contracts. This bill is still in draft form and not yet finalized.

#### **5. UPDATE ON HOMELESS OUTREACH STABILIZATION TEAM [HOST]**

- Evergreen Recovery, the North Sound contractor for the HOST program, has been participating in monthly training sessions with other HOST teams statewide and engaging in one on one technical assistance trainings with Downtown Emergency Service Center (DESC) in Seattle.
- As of November, they have 7 of 9 positions filled, and are working with the Everett PD Embedded Social Work program to identify outreach opportunities.
- The HOST program is based on the model of homeless outreach services used by the Downtown Emergency Services Center in Seattle.
- It uses a multi-disciplinary team to provide intensive outreach services to persons who are homeless and suffering from substance use or co-occurring substance use disorders and behavioral health conditions.

#### **6. CRISIS SERVICES UPDATE**

- The Weekly Crisis Capacity Indicator snapshot through is attached [[Attachment 3](#)].

#### **7. NEW NORTH SOUND BH-ASO STAFF PERSON: ASSISTED OUTPATIENT TREATMENT COORDINATOR**

- We have appointed **Garrison Whaley-Sharp** to the new position of Assisted Outpatient Treatment Coordinator.
- This position is separately funded by the legislature to establish an Assisted Outpatient Treatment [AOT] program in the region.
- Garrison will be working with courts, counties, and providers to establish the program. We may have to start by piloting it in one or two counties to demonstrate to other stakeholders the benefits of the program.
- Garrison has worked with Compass Health and VOA and has direct experience with the LRA system [Less Restrictive Alternative court orders].

## **8. END OF STATE COVID EMERGENCY ORDER**

- The Governor’s COVID Emergency Declaration ended October 31. Our Attorney has researched our options for continuing to use a “hybrid” model for Board of Director meetings under the Open Public Meetings Act since our current Interlocal Agreement only allows for voting in person.
- He recommended that the interlocal agreement be modified to allow for voting on a virtual platform as well. He will be presenting the proposed modification at the January Board of Directors meeting.



DRAFT

# North Sound BH-ASO Fall 2022 Assessment

Executive Summary

# Contents: Exec Summary and Full Report

DRAFT



Demographics

Recent Volume  
Trends and  
Projected  
Growth

Survey  
Results

Provider  
Inventory

Inpatient  
Bed  
Need  
Analysis

Outpatient  
Service  
Analysis

***Full report in development:***

- ***Draft shared with NSBH-ASO (40+ pages)***
- ***Executive Summary/High Level Findings Shared Here***

**DRAFT**

# Current and Projected Demographics: Summary

## Demographic Forecasts Overview:

County	Population Growth by County				
	Total Population		5 Year Growth		
	2022	2027	No.	%	CAGR
Island	87,561	92,137	4,576	5.2%	1.0%
San Juan	17,745	18,727	982	5.5%	1.1%
Skagit	135,186	143,000	7,814	5.8%	1.1%
Snohomish	846,950	902,089	55,139	6.5%	1.3%
Whatcom	233,236	247,668	14,432	6.2%	1.2%
<b>Total North Sound</b>	<b>1,320,678</b>	<b>1,403,621</b>	<b>82,943</b>	<b>6.3%</b>	<b>1.2%</b>

Age Cohort	5 County Population Growth by Age Cohort				
	Total Population		5 Year Growth		
	2022	2027	No.	%	CAGR
0-17	280,722	294,521	13,799	4.9%	1.0%
18-44	475,579	485,127	9,548	2.0%	0.4%
45-64	330,469	341,183	10,714	3.2%	0.6%
65+	233,908	282,790	48,882	20.9%	3.9%
<b>Total North Sound</b>	<b>1,320,678</b>	<b>1,403,621</b>	<b>82,943</b>	<b>6.3%</b>	<b>1.2%</b>

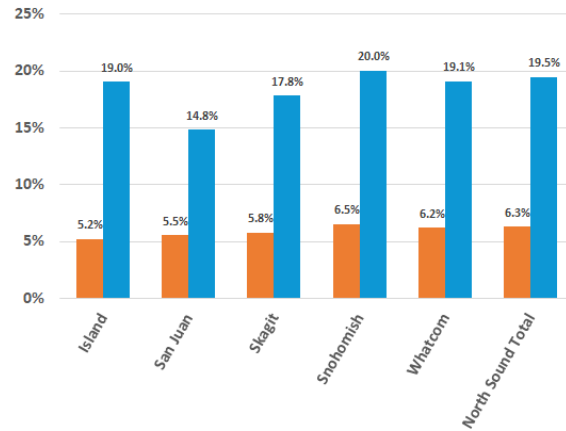
**Maps in the full report show much of this visually**

- ▶ Medicare population (age 65+) will grow 20%+ over next 5 years
- ▶ The total numbers of **uninsured and Medicaid recipients is forecast to be fairly static** over the next several years – with declines in some areas
- ▶ **Growth in the pediatric population overall will be moderate** in coming years
- ▶ From an **absolute perspective, overall population growth will be concentrated in western Snohomish County**; From a **percentage perspective, overall population growth will be seen in pockets throughout the region – notably many island communities**
- ▶ The proportions of the population that are uninsured or Medicaid recipients increases as one moves north across the region

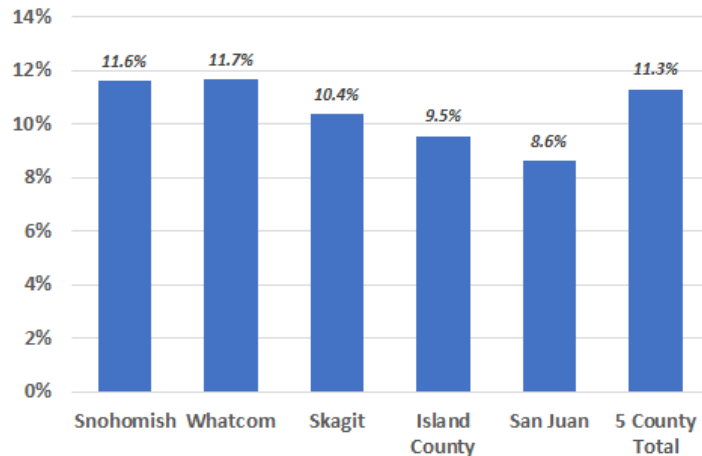


# Recent Trends and Projected Growth: Summary

5 Year Population Growth vs. Growth in Need for OP Behavioral Health Services in North Sound Region



5 year Projected IP Census Growth by County (Total Behavioral)



- ▶ A complete picture of recent trends in volume for crisis mental health services is difficult to paint given the lack of volume data made available by the Medicaid MCOs. **Available data for the last couple years from NSBH-ASO suggests overall increases in crisis services volumes** although the data is somewhat volatile.
- ▶ Survey Respondents indicate that recent volumes have shown increases and respondents are considering this **“the new normal”**
- ▶ **Overall growth and aging of the population suggests that the need for both inpatient and outpatient behavioral health services will increase at a higher rate than the population itself:**
  - Growth in **outpatient behavioral health modalities is projected to increase 15%+** across services over the next 5 years.
  - **Growth in inpatient behavioral health modalities is projected to increase ~10%** over the next 5 years.

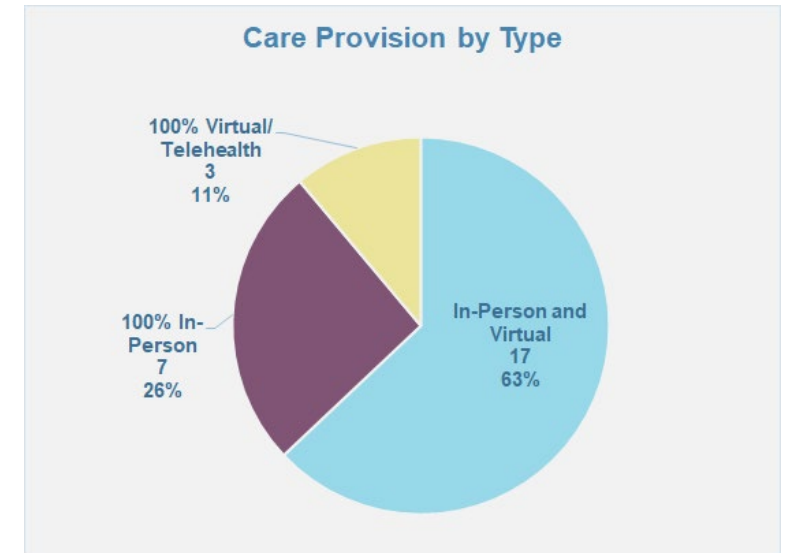
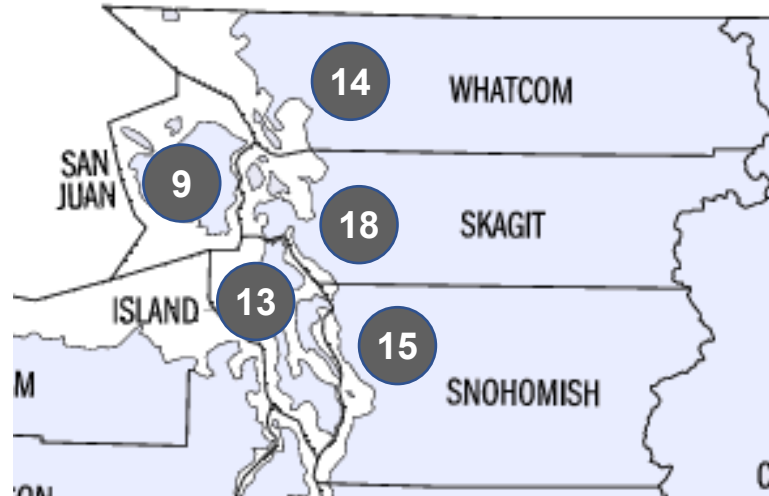
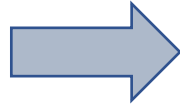
# Stakeholder Survey: Summary

DRAFT

## 27 Respondents

### Counties Served by Respondent:

(Respondents could select more than one geography)



### Key Themes:

- ▶ **Staffing, Staffing, Staffing:** staffing across all levels/licensed clinician staffing
- ▶ **Inpatient/Residential Bed** available is frequently mentioned
- ▶ **SUD Service Expansion**
- ▶ Other needs mentioned by survey recipients included: **Outpatient service availability, transitional housing options, care coordination/follow up**
- ▶ **Transition to Medicaid MCOs** has generally added unwanted complexity to system

# Provider Inventory: Summary

**DRAFT**

## Key Themes:

- ▶ Provider profile very different county-to-county in the North Sound Region
- ▶ Some areas are clear destinations for care; some areas show relatively little available services
- ▶ Maps created with facility profiles – shown in full report

### Island

- ▶ Island County has no Inpatient Facilities
- ▶ OP facilities are concentrated in Oak Harbor and Coupeville

### San Juan

- ▶ San Juan County has no IP Facilities
- ▶ OP facilities on three different islands

### Skagit

- ▶ Behavioral health facilities are predominantly centered on I-5 Corridor with others along Rte 20 from Sedro-Wooley to Anacortes

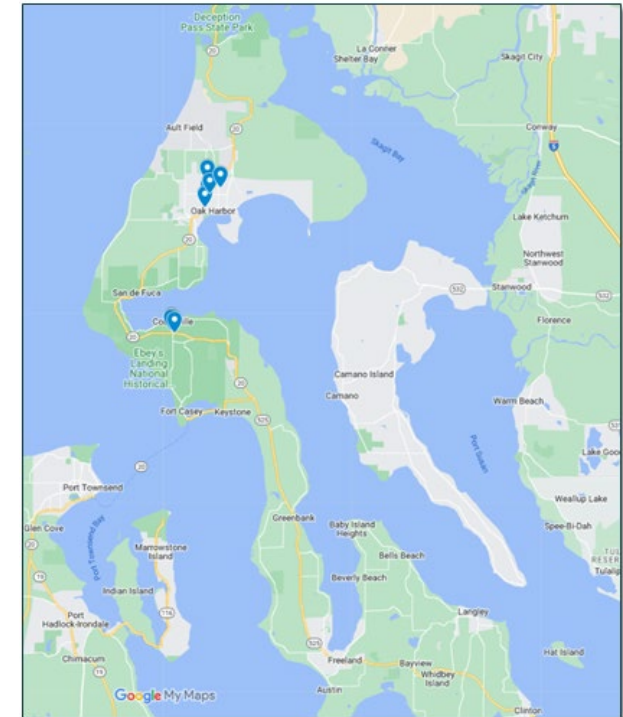
### Snohomish

- ▶ There are a larger number of facilities in Snohomish County (reflecting its larger population)
- ▶ Facilities are distributed geographically across the county

### Whatcom

- ▶ IP/OP behavioral facilities are concentrated in and around Bellingham with some located North and West

 = Behavioral Health Facility



**Sample Map (Island County)**

**DRAFT**

# Inpatient Bed Need Analysis: Supply vs. Demand

- ▶ There are **currently deficits in both Mental Health and Substance Use Disorder** beds in the 5-County region in total
- ▶ Although demand is projected to grow, the anticipated new beds coming online should largely equalize bed supply and demand for Mental Health, although **Substance Use Disorder will still show deficits**
- ▶ Estimated market demand for **Pediatric beds is growing and is more than twice the current supply in the region** (detail in full report)

North Sound - 5 County Region  
Inpatient Behavioral Health Supply vs Demand

	Bed Demand		Bed Supply		2022 Surplus (Deficit) Current Demand vs. Current Supply <i>(c - a)</i>	2027 Surplus (Deficit) Future Demand vs. Future Supply <i>(b - d)</i>
	2022 <i>(a)</i>	2027 <i>(b)</i>	Current <i>(c)</i>	Future* <i>(d)</i>		
<b>Mental Health</b>						
Evaluation & Treatment	114.8	126.6	60.0	106.0	(54.8)	(20.6)
Mental Health Triage	52.0	57.2	42.0	90.0	(10.0)	32.8
<b>Subtotal</b>	<b>166.8</b>	<b>183.8</b>	<b>102.0</b>	<b>196.0</b>	<b>(64.8)</b>	<b>12.2</b>
<b>Substance Use Disorder</b>						
Intensive Inpatient	162.3	191.9	123.0	123.0	(39.3)	(68.9)
Long-Term Residential	53.9	63.6	16.0	32.0	(37.9)	(31.6)
Recovery House	62.4	73.7	32.0	48.0	(30.4)	(25.7)
Acute Detox	72.3	85.4	50.0	66.0	(22.3)	(19.4)
<b>Subtotal</b>	<b>278.6</b>	<b>329.3</b>	<b>221.0</b>	<b>269.0</b>	<b>(57.6)</b>	<b>(60.3)</b>
<b>Other</b>						
Pregnant and Parenting Women	25.4	27.9	21.0	21.0	(4.4)	(6.9)
<b>Total</b>	<b>470.7</b>	<b>541.0</b>	<b>344.0</b>	<b>486.0</b>	<b>(126.7)</b>	<b>(55.0)</b>

- (a)* Estimated for this engagement using bed to population ratios adjusted for anticipated utilization
- (b)* Estimated for this engagement using bed to population ratios adjusted for anticipated utilization
- (c)* As provided by NSBHO - includes only currently active beds (as of October, 2022)
- (d)* Includes projected/approved beds currently expected to come on line over next 2-3 years

Note on Co-Occurring Services:

- Bed demand models make clear distinction between mental health and substance use disorder services (with realization that many patients may require/receive services for both)
- Bed supply for these services is placed in the SUD Intensive Inpatient Category.

# Outpatient Service Analysis: Summary - Part 1

DRAFT

At a high level, the outpatient service analysis suggest the following:

- ▶ For most of the more prevalent services, San Juan, Skagit, and Whatcom Counties are generally near or above the state average in per-capita service availability. However, **the 5-County total is less than the state in nearly every prevalent category.**
- ▶ There are important differences county by county: For example - **Despite having the largest number of services/population, Snohomish County trails Whatcom and Skagit counties in per-capita availability in a number of services** (county level detail provided in full report)

## Sample Analysis:

### OP Mental Health Services: **5 County Total**

Outpatient Service Inventory	5 County Total		Wash State Total	
	5 County Total	Wash State Total	5 County Total	Wash State Total
<b>Mental Health Services</b>	<b>Number of Centers Who Offer This Outpatient Service</b>		<b>Facilities per 100,000 Population</b>	
✓ Individual Treatment	100	648	7.6	8.3
✓ Group Therapy	91	566	6.9	7.2
✓ Rehabilitative Case Management	78	502	5.9	6.4
✓ Psychiatric Medication and Medication Support	73	470	5.5	6.0
✓ Family Therapy	64	492	4.8	6.3
✓ LRA or Conditional Release Support	55	282	4.2	3.6
✓ Brief Intervention Treatment	50	372	3.8	4.7
✓ Peer Support	46	442	3.5	5.6
✓ Crisis Outreach	19	217	1.4	2.8
✓ Wraparound Facilitation	15	123	1.1	1.6
✓ Problem and Pathological Gambling	9	90	0.7	1.1
✓ Crisis Peer Support	9	111	0.7	1.4
✓ Applied Behavior Analysis (ABA)	9	58	0.7	0.7
✓ Day Support	8	126	0.6	1.6
✓ Crisis Stabilization	4	113	0.3	1.4
✓ Adult Evaluation and Treatment	4	36	0.3	0.5
✓ Voluntary Triage	3	6	0.2	0.1
✓ Crisis Telephone Support	3	136	0.2	1.7
✓ Clubhouse	2	12	0.2	0.2
✓ Involuntary Triage	1	2	0.1	0.0
✓ Youth Evaluation and Treatment	1	8	0.1	0.1

# Outpatient Service Analysis: Summary - Part 2

## Sample Analysis: OP Mental Health Services in **Island County**

Analysis done at the county-level; sample from Island County shown here

- ▶ There are a number of outpatient services for which Island County has does not have a facility (the dashes in the table at right)
- ▶ In this example, specific services that are relatively prevalent state-wide that Island County has **less availability include Family Therapy and Peer Support**
- ▶ The county-by-county detail provides a good starting point for focusing analysis on service availability

Outpatient Service Inventory	Island County		Wash State Total	
	Island County	Wash State Total	Island County	Wash State Total
	Number of Centers Who Offer This Outpatient Service		Facilities per 100,000 Population	
<b>Mental Health Services</b>				
✓ Individual Treatment	6	648	6.9	8.3
✓ Group Therapy	6	566	6.9	7.2
✓ Rehabilitative Case Management	7	502	8.0	6.4
✓ Psychiatric Medication and Medication Support	5	470	5.7	6.0
▶ ✓ Family Therapy	3	492	3.4	6.3
✓ LRA or Conditional Release Support	5	282	5.7	3.6
▶ ✓ Brief Intervention Treatment	4	372	4.6	4.7
✓ Peer Support	1	442	1.1	5.6
✓ Crisis Outreach	2	217	2.3	2.8
✓ Wraparound Facilitation	-	123	-	1.6
✓ Problem and Pathological Gambling	-	90	-	1.1
✓ Crisis Peer Support	1	111	1.1	1.4
✓ Applied Behavior Analysis (ABA)	-	58	-	0.7
✓ Day Support	-	126	-	1.6
✓ Crisis Stabilization	-	113	-	1.4
✓ Adult Evaluation and Treatment	-	36	-	0.5
✓ Voluntary Triage	1	6	1.1	0.1
✓ Crisis Telephone Support	-	136	-	1.7
✓ Clubhouse	-	12	-	0.2
✓ Involuntary Triage	-	2	-	0.0
✓ Youth Evaluation and Treatment	-	8	-	0.1

## BH-ASO Bill Tracking – 2023 Regular Legislative Session

Bill	Flags	Title	Status	Veto	Date	Original Sponsor
<a href="#">HB 1022</a>		Support & services levies	H Local Govt		01/09/2023	Chapman
<a href="#">HB 1116</a>		Juveniles/controlled subst.	H Human Svc, You		01/09/2023	Mosbrucker
<a href="#">HB 1134</a>		988 system	H HC/Wellness		01/09/2023	Orwall
<a href="#">SB 5010</a>		Synthetic opioids/endanger.	S Law & Justice		01/09/2023	Wilson, L.
<a href="#">SB 5022</a>		Fentanyl testing equipment	S Law & Justice		01/09/2023	Muzzall
<a href="#">SB 5120</a>		23-hr crisis relief centers	S Human Services		01/09/2023	Dhingra
<a href="#">SB 5130</a>		Assisted outpatient treat.	S Law & Justice		01/09/2023	Frame

### This Week Up for Hearing:

#### **SB 5120 – 23hr Crisis Relief Centers**

Jan, 13

Scheduled for public hearing in the Senate Committee on Health & Long Term Care at 8:00am.

Last Updated: 1/9/23

Contact: Brad Banks | 360.918.6508 | [brad@banksconsultinggroup.com](mailto:brad@banksconsultinggroup.com)

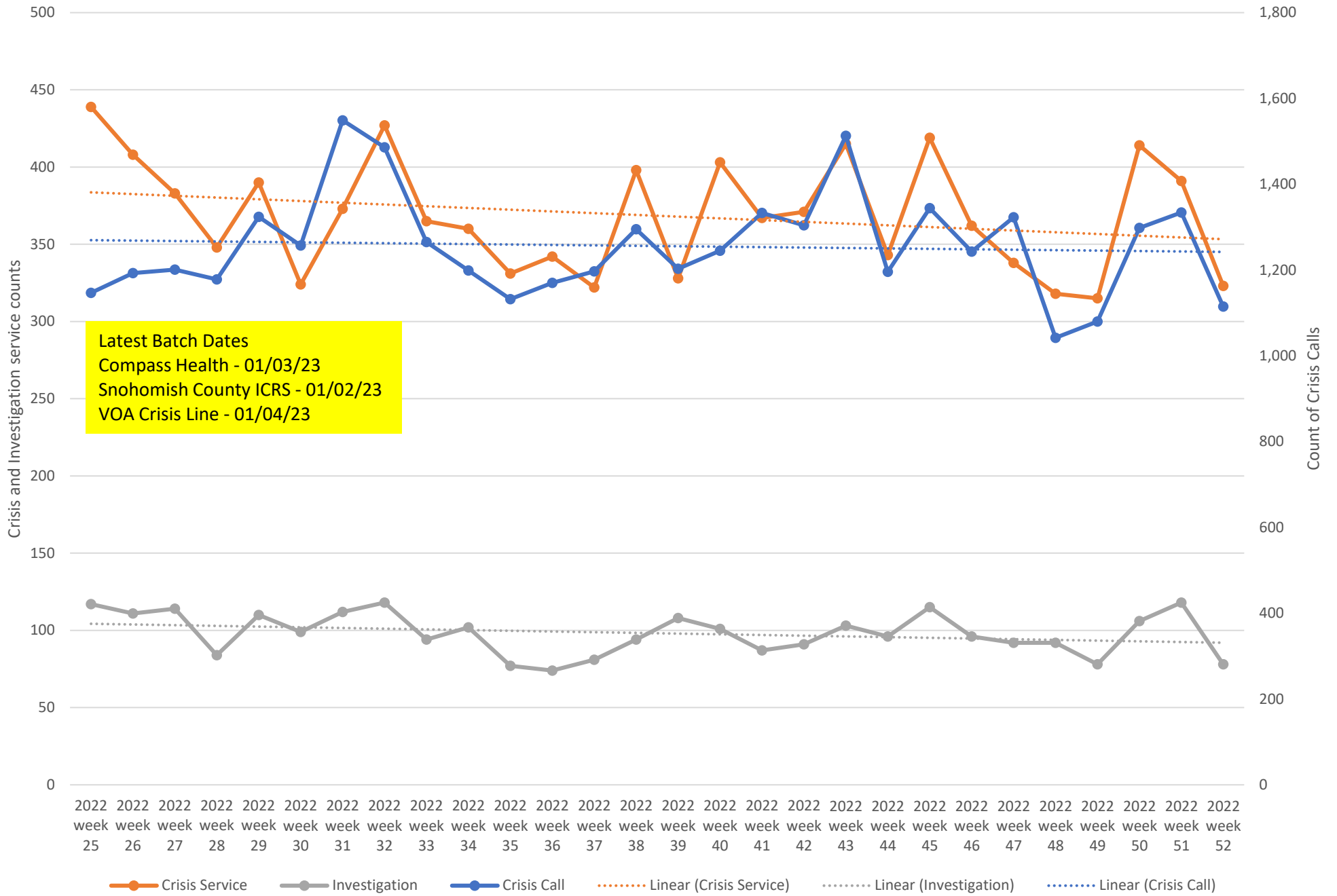




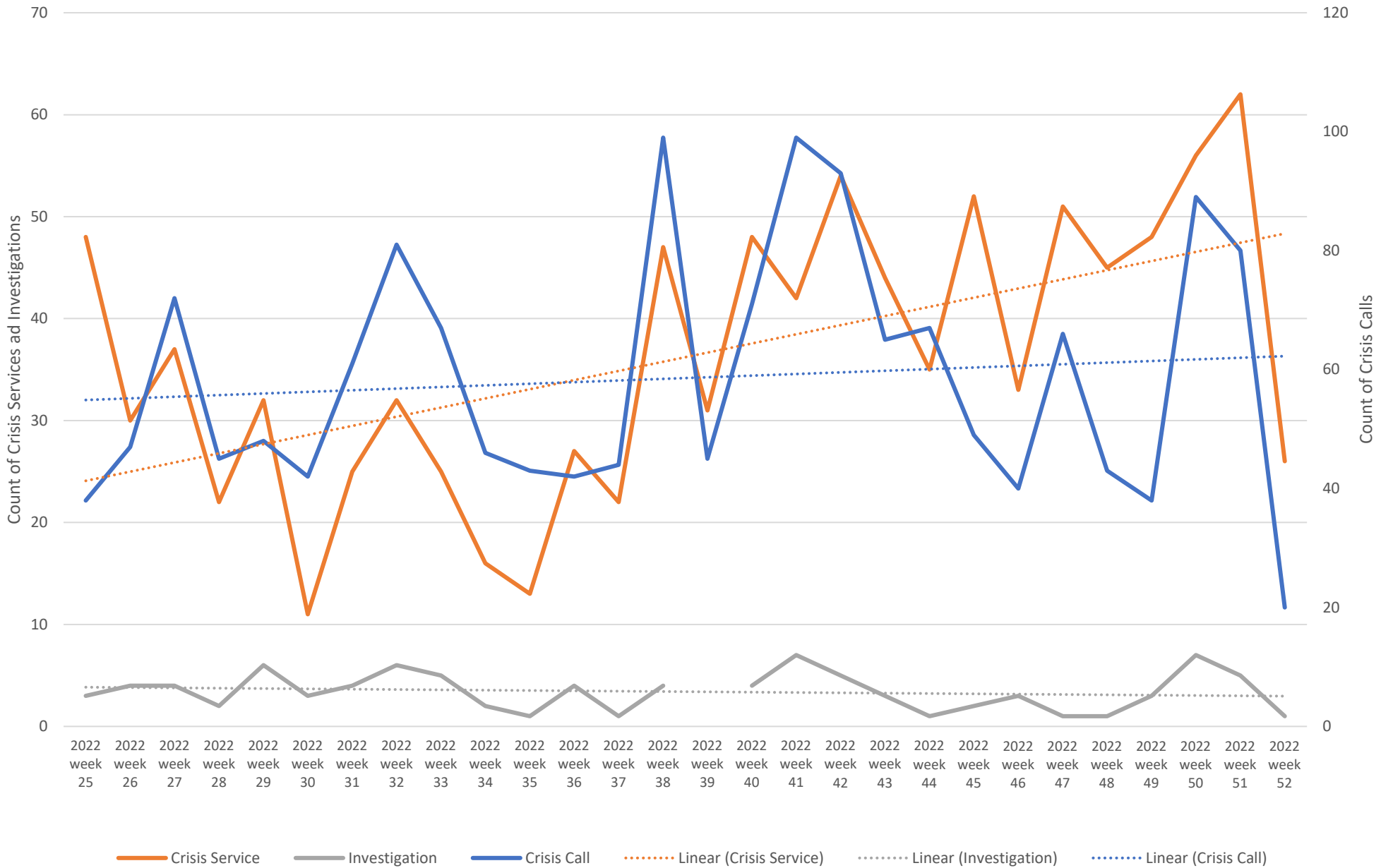
## Weekly Crisis Capacity Indicator Snapshot

Page 2	Crisis Data - dates 06/12/22 to 12/24/22
Page 3	Crisis Data: Ages 0-17 - dates 06/12/22 to 12/24/22
Page 4	All DCR Dispatches - dates 06/12/22 to 12/24/22
Page 5	Weekly Staff Count - Staff providing Crisis or Investigation services 06/12/22 to 12/24/22
Page 6	Hospital placement locations (Invol and Vol) - No adjustment has been made for timely data - recent weeks likely low
Page 7	Telehealth only, crisis and investigation services from 06/12/22 to 12/24/22
Page 8	Crisis Service Unit Percent - Crisis Service units divided by Crisis units + Investigation units
Page 9	Washington State Indicators of Anxiety or Depression Based on Reported Frequency of Symptoms During Last 7 Days
Page 10	Place of Service -Crisis Services, percent of total by week
Page 11	Place of Service -Investigations, percent of total by week
Page 12	New COVID-19 Cases Reported Weekly per 100,000 population - 09/29/21 to 12/28/22
Page 13	Total Hospitalized Adults - COVID-19 (confirmed or suspected) 7 day average
Page 14	North Sound BH ASO Walkaway Chart 06/12/22 to 12/24/22

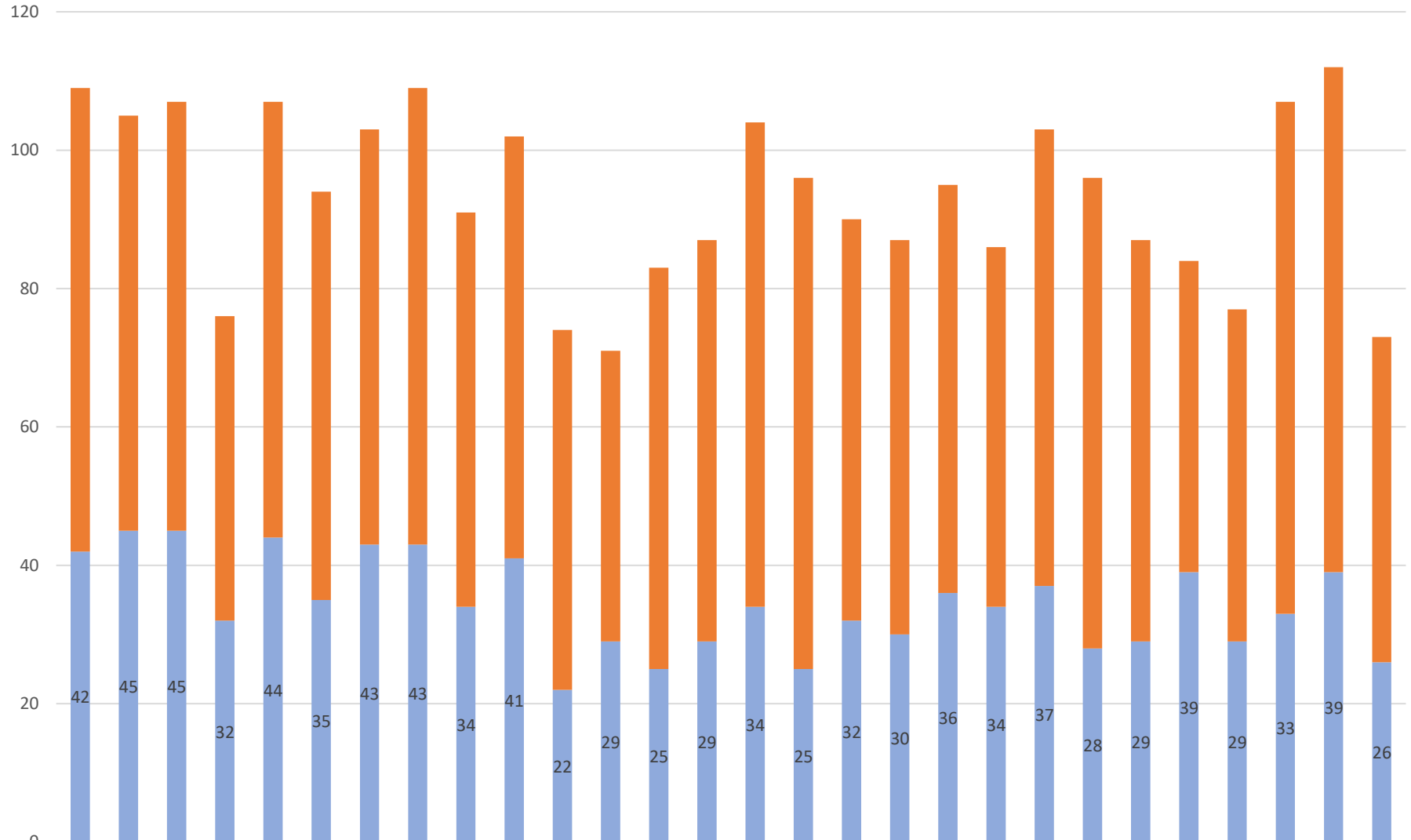
### Crisis Data - dates 06/12/22 to 12/24/22



### Crisis Data: Ages 0-17 - dates 06/12/22 to 12/24/22

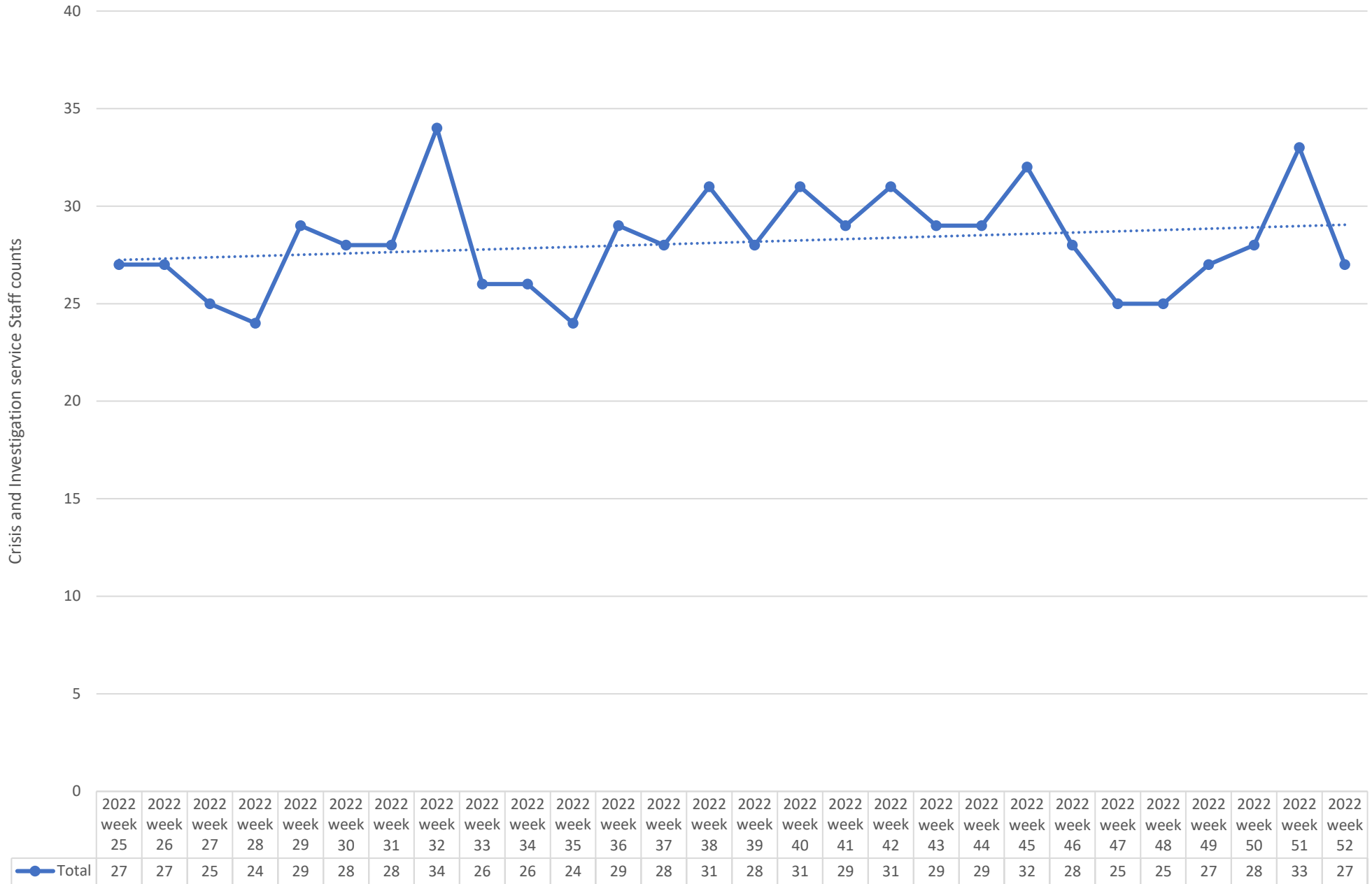


### All DCR Dispatches - dates 06/12/22 to 12/24/22



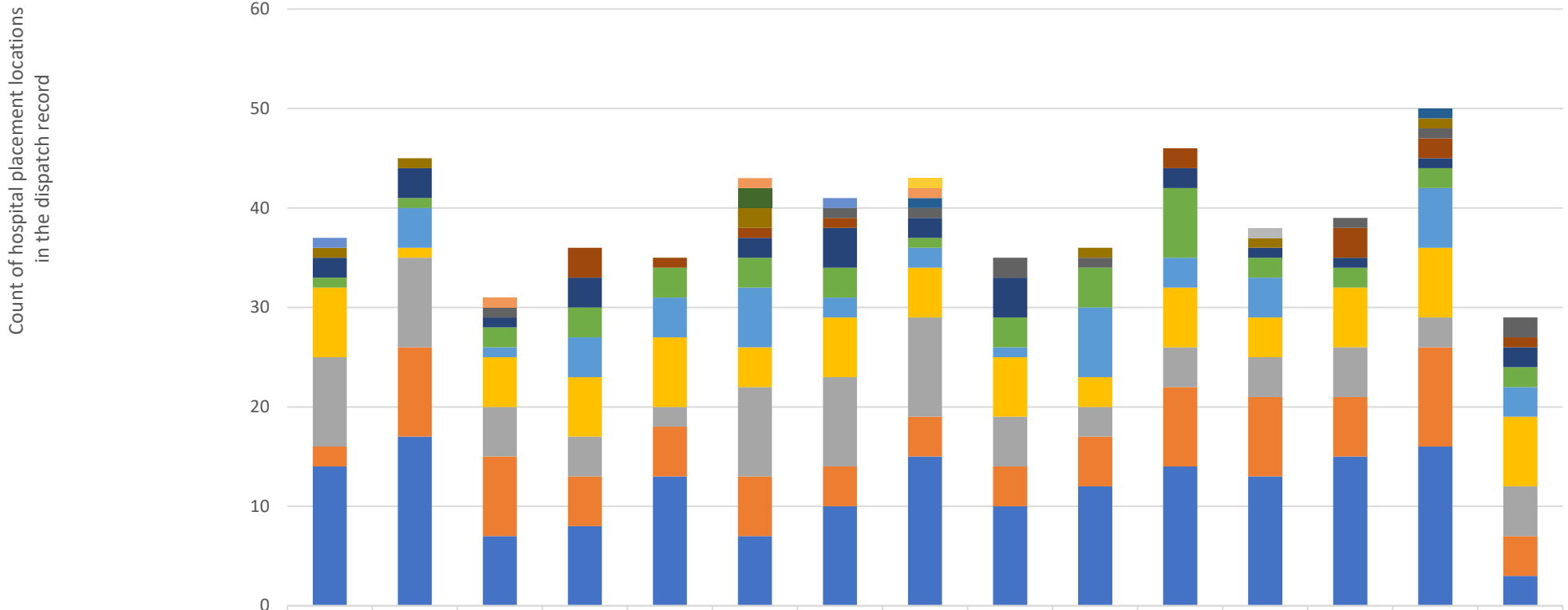
	2022 week 25	2022 week 26	2022 week 27	2022 week 28	2022 week 29	2022 week 30	2022 week 31	2022 week 32	2022 week 33	2022 week 34	2022 week 35	2022 week 36	2022 week 37	2022 week 38	2022 week 39	2022 week 40	2022 week 41	2022 week 42	2022 week 43	2022 week 44	2022 week 45	2022 week 46	2022 week 47	2022 week 48	2022 week 49	2022 week 50	2022 week 51	2022 week 52
dispatch resulting in other outcome	67	60	62	44	63	59	60	66	57	61	52	42	58	58	70	71	58	57	59	52	66	68	58	45	48	74	73	47
dispatch resulting in detention	42	45	45	32	44	35	43	43	34	41	22	29	25	29	34	25	32	30	36	34	37	28	29	39	29	33	39	26

### Weekly Staff Count - Staff providing Crisis or Investigation services 06/12/22 to 12/24/22



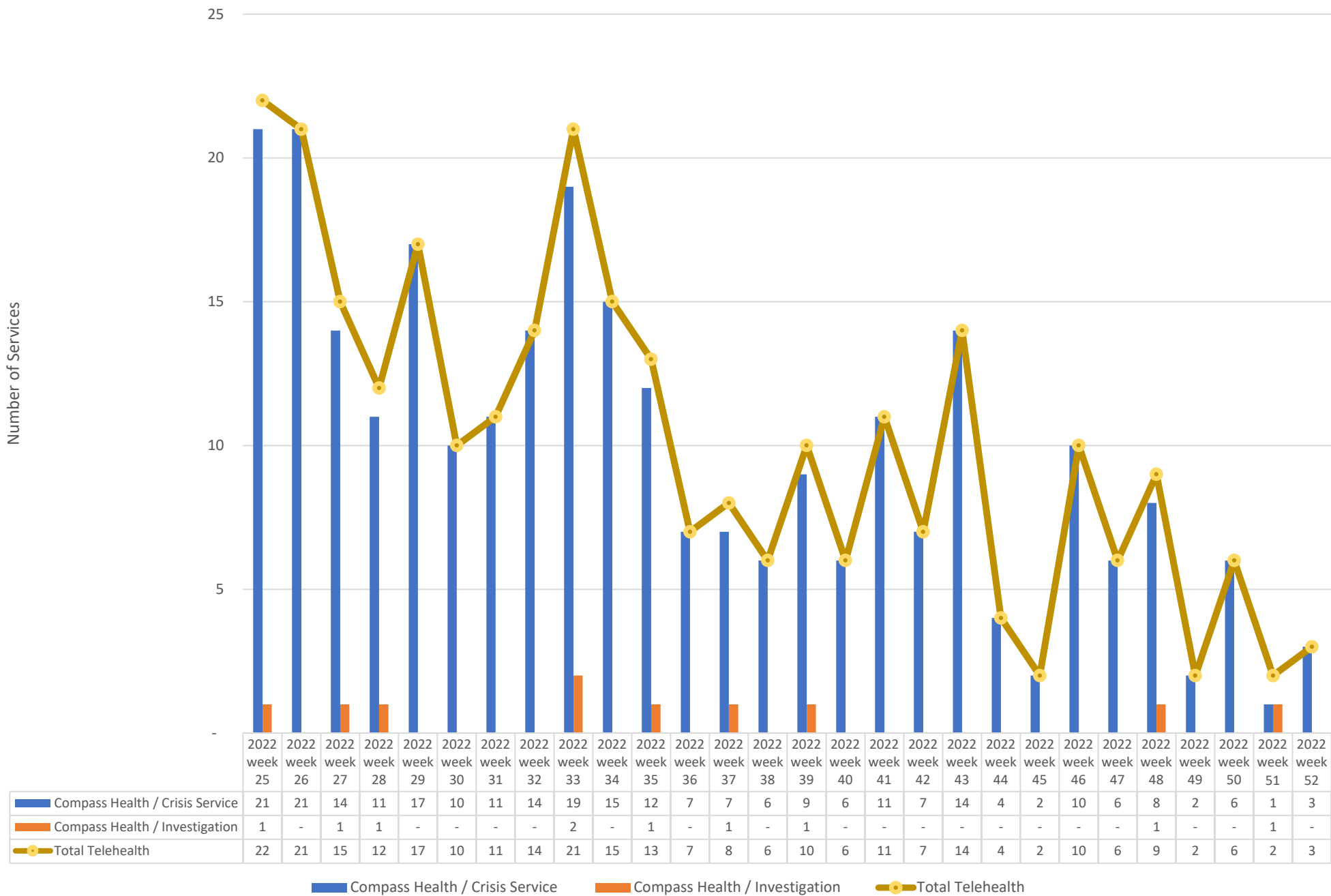
2022 week 52 ending 01/00/00

## Hospital placement locations (Invol and Vol) - No adjustment has been made for timely data - recent weeks likely low



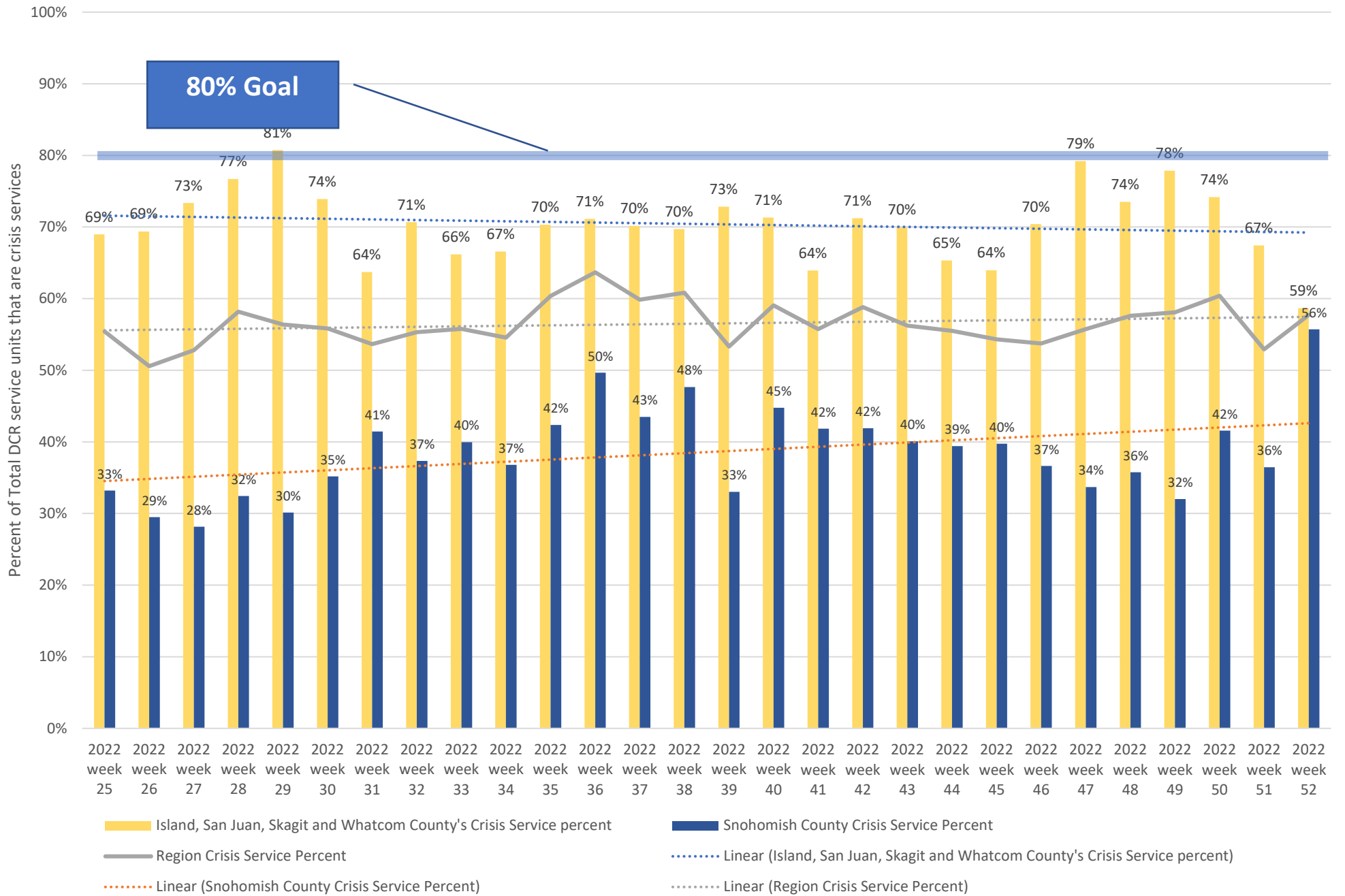
	2022 week 38	2022 week 39	2022 week 40	2022 week 41	2022 week 42	2022 week 43	2022 week 44	2022 week 45	2022 week 46	2022 week 47	2022 week 48	2022 week 49	2022 week 50	2022 week 51	2022 week 52
SWEDISH MEDICAL CENTER CHERRY HILL			1												
South Sound Vest Thurston								1							
Valley Cities Counseling And Consultation												1			
Swedish Mill Creek						1		1							
Tacoma General	1						1								
Western State						2									
THURSTON/MASON EandT FACILITY								1						1	
VALLEY GENERAL HOSPITAL	1	1				2				1		1		1	
ABHS Chehalis			1				1	1	2	1			1	1	2
Telecare North Sound Evaluation and Treatment				3	1	1	1				2		3	2	1
Mukilteo	2	3	1	3		2	4	2	4		2	1	1	1	2
SMOKEY POINT BEHAVIORAL HOSPITAL	1	1	2	3	3	3	3	1	3	4	7	2	2	2	2
BHC Fairfax Hospital INC		4	1	4	4	6	2	2	1	7	3	4		6	3
Skagit Valley Hospital	7	1	5	6	7	4	6	5	6	3	6	4	6	7	7
Peacehealth Bellingham	9	9	5	4	2	9	9	10	5	3	4	4	5	3	5
SWEDISH EDMONDS	2	9	8	5	5	6	4	4	4	5	8	8	6	10	4
Providence Everett	14	17	7	8	13	7	10	15	10	12	14	13	15	16	3

### Telehealth only, crisis and investigation services from 06/12/22 to 12/24/22





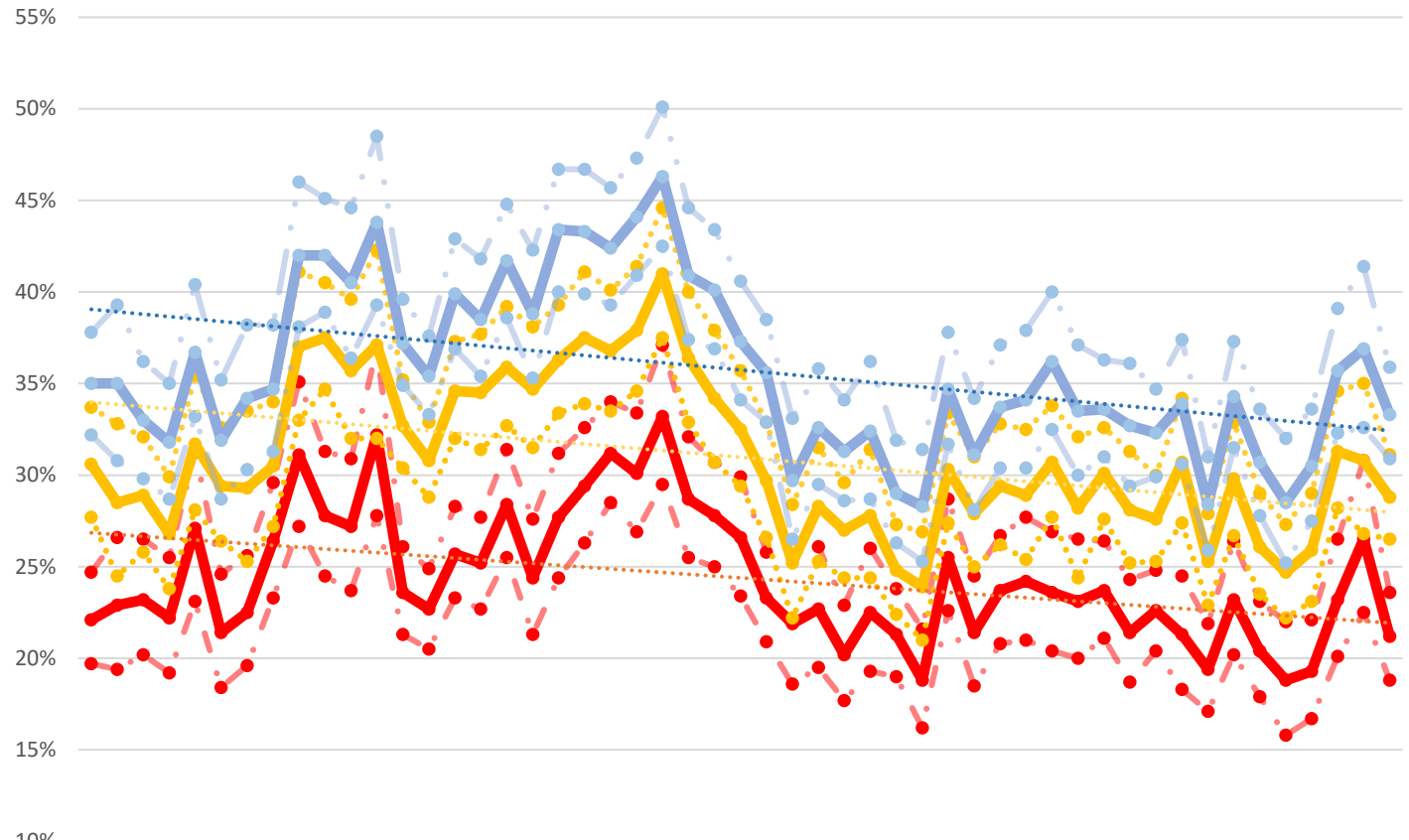
# Crisis Service Unit Percent - Crisis Service units divided by Crisis units + Investigation units



# Washington State Indicators of Anxiety or Depression Based on Reported Frequency of Symptoms During Last 7 Days

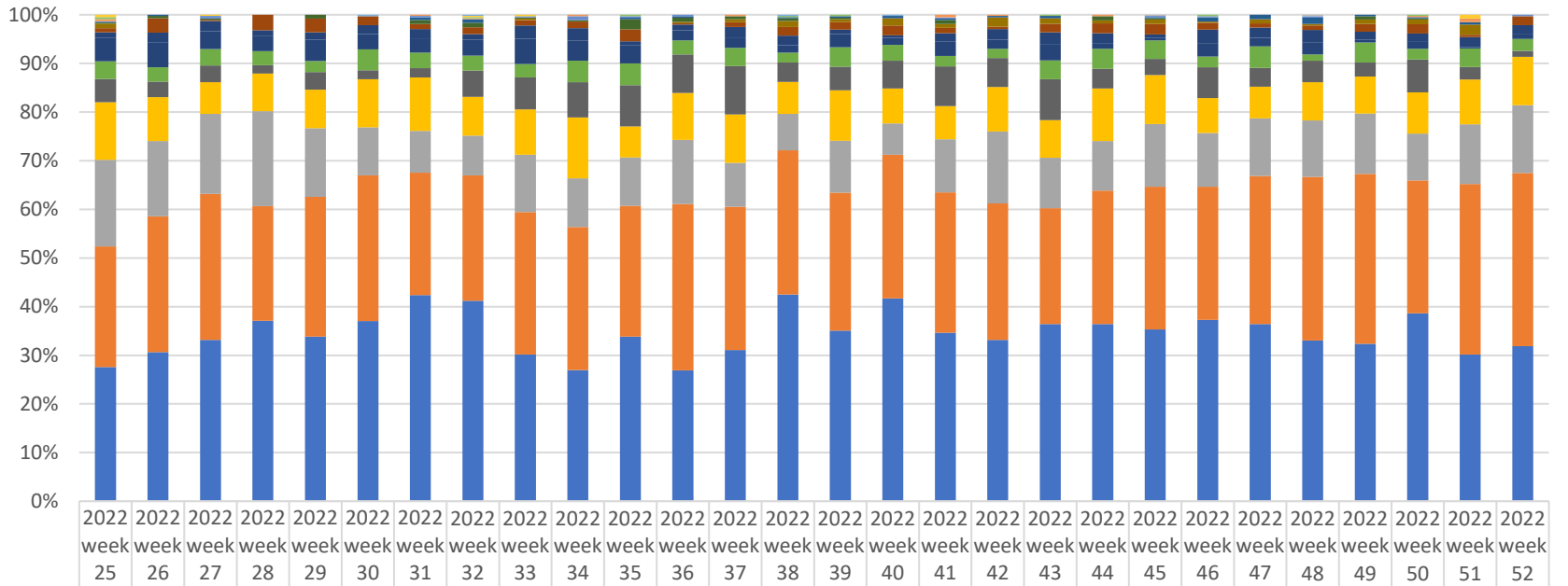
The U.S. Census Bureau, in collaboration with five federal agencies, launched the Household Pulse Survey to produce data on the social and economic impacts of Covid-19 on American households. The Household Pulse Survey was designed to gauge the impact of the pandemic on employment status, consumer spending, food security, housing, education disruptions, and dimensions of physical and mental wellness.

<https://data.cdc.gov/NCHS/Indicators-of-Anxiety-or-Depression-Based-on-Report/8pt5-q6wp>



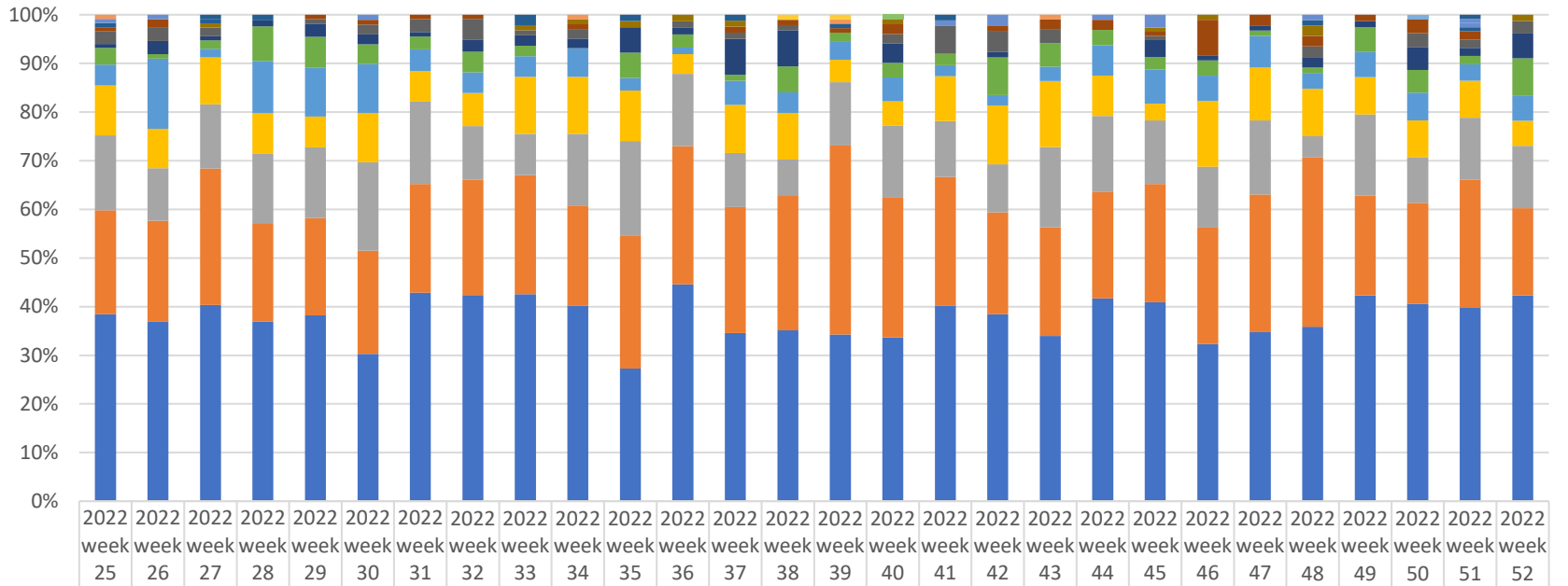
	23 Apr-05	07 May	14 May	21 May	28 May	04 Jun	11 Jun	18 Jun	25 Jun	02 Jul	09 Jul	16 Jul	19 Aug	02 Sep	16 Sep	30 Sep	14 Oct	28 Oct	11 Nov	25 Nov	09 Dec	23 Dec	06 Jan	20 Jan	03 Feb	17 Feb	03 Mar	17 Mar	31 Mar	14 Apr	28 Apr	12 May	26 May	09 Jun	23 Jun	07 Jul	21 Jul	04 Aug	18 Aug	01 Sep	15 Sep	29 Sep	13 Oct	27 Oct	10 Nov	24 Nov	08 Dec											
% with Symptoms of Depressive Disorder low conf. level	20%	19%	20%	19%	23%	18%	20%	23%	27%	25%	24%	28%	21%	22%	32%	32%	26%	21%	24%	26%	29%	27%	30%	26%	25%	23%	21%	19%	20%	18%	19%	16%	23%	19%	19%	16%	23%	19%	12%	12%	20%	21%	19%	20%	18%	17%	20%	23%	19%									
% with Symptoms of Depressive Disorder value	22%	23%	23%	22%	27%	12%	23%	26%	31%	28%	27%	22%	24%	23%	26%	25%	28%	28%	12%	28%	13%	3%	4%	3%	7%	3%	1%	0%	6%	2%	2%	3%	2%	2%	2%	4%	2%	2%	2%	1%	2%	4%	2%	4%	2%	4%	2%	3%	2%	2%	2%	2%	2%	1%				
% with Symptoms of Depressive Disorder high conf. level	25%	27%	27%	26%	31%	25%	26%	30%	35%	31%	31%	26%	25%	28%	28%	12%	28%	13%	3%	4%	3%	7%	3%	1%	0%	6%	2%	2%	3%	2%	2%	2%	2%	2%	4%	2%	2%	2%	1%	2%	4%	2%	4%	2%	3%	2%	2%	2%	2%	2%	2%	2%	1%					
% with Symptoms of Anxiety Disorder low conf. level	28%	25%	26%	24%	28%	26%	25%	27%	33%	35%	28%	22%	20%	29%	22%	13%	3%	2%	3%	4%	4%	5%	8%	8%	3%	1%	2%	9%	2%	2%	2%	2%	2%	2%	2%	2%	2%	2%	2%	2%	2%	2%	2%	2%	2%	2%	2%	2%	2%	2%	2%	2%	2%	2%	2%			
% with Symptoms of Anxiety Disorder value	31%	29%	29%	27%	32%	29%	29%	13%	7%	8%	6%	7%	3%	1%	5%	5%	6%	5%	6%	8%	7%	8%	4%	1%	6%	4%	3%	0%	2%	5%	2%	8%	2%	7%	2%	8%	2%	5%	2%	4%	8%	2%	9%	2%	5%	8%	2%	5%	2%	6%	1%	1%	2%	9%				
% with Symptoms of Anxiety Disorder high conf. level	34%	33%	28%	0%	6%	3%	4%	4%	1%	4%	2%	5%	3%	7%	8%	9%	8%	9%	1%	4%	0%	1%	4%	5%	4%	0%	8%	6%	3%	2%	8%	2%	0%	1%	2%	7%	7%	3%	1%	3%	3%	4%	2%	3%	1%	0%	3%	4%	2%	8%	3%	2%	9%	5%	3%	1%		
% with Symptoms of Anxiety or Depressive Disorder low conf. level	32%	1%	0%	2%	9%	3%	2%	9%	0%	1%	8%	9%	6%	9%	5%	3%	7%	5%	9%	5%	4%	0%	9%	4%	1%	4%	3%	7%	7%	4%	3%	2%	0%	2%	9%	2%	6%	2%	5%	8%	0%	6%	3%	0%	1%	2%	9%	0%	1%	2%	6%	2%	8%	2%	3%	1%		
% with Symptoms of Anxiety or Depressive Disorder value	35%	5%	3%	3%	2%	7%	2%	4%	5%	4%	2%	4%	7%	5%	4%	0%	8%	4%	2%	9%	4%	3%	4%	2%	4%	1%	0%	7%	6%	0%	3%	1%	2%	2%	2%	8%	5%	1%	3%	4%	4%	6%	3%	2%	4%	2%	8%	4%	1%	2%	9%	1%	6%	7%	3%			
% with Symptoms of Anxiety or Depressive Disorder high conf. level	38%	9%	6%	5%	4%	5%	8%	8%	6%	4%	5%	4%	9%	4%	8%	3%	4%	2%	5%	4%	2%	4%	7%	4%	6%	7%	0%	5%	3%	1%	9%	3%	6%	4%	6%	2%	1%	8%	4%	7%	8%	4%	7%	8%	4%	7%	6%	6%	5%	7%	1%	7%	4%	2%	4%	9%	1%	6%

### Place of Service -Crisis Services, percent of total by week



	2022 week 25	2022 week 26	2022 week 27	2022 week 28	2022 week 29	2022 week 30	2022 week 31	2022 week 32	2022 week 33	2022 week 34	2022 week 35	2022 week 36	2022 week 37	2022 week 38	2022 week 39	2022 week 40	2022 week 41	2022 week 42	2022 week 43	2022 week 44	2022 week 45	2022 week 46	2022 week 47	2022 week 48	2022 week 49	2022 week 50	2022 week 51	2022 week 52
Community Mental Health Center																					1			1				
Custodial Care Facility					1		1							1		1												
Skilled Nursing Facility	2		1					1	1																		3	
On Campus Outpatient Hospital	2							1			1			1	1				1				1				1	
Nursing Facility	2						1	1		1			1				2	1			1					1	3	
Psych. Residential	1		2				1		1	3	1	1					1				1	1		1				1
Group Home		1					2	3			1	1		1	1	2	1	1	2		1	3	3	4	1	1	2	
Homeless Shelter	1	2	1		3		3	4	1	1	7	3	2	2	1		3			3	1					2	1	
School	4								1			1	2	5	2	6	3	7	5	2	4	1	3	1	3	4	8	
Inpatient Hospital	4	12	1	11	11	6	4	6	4	5	8	1	3	7	5	8	4	2	7	7	9	5	3	3	5	8	2	6
Inpatient Psychiatric Facility	5	8	8	4	6	6	7	5	10	9	3	4	7	8	3	2	6	8	10	7	3	10	7	8	5	7	8	6
Telehealth	21	21	14	11	17	10	11	14	19	15	12	7	7	6	9	6	11	7	14	4	2	10	6	8	2	6	1	3
Prison Correctional Facility	16	12	13	10	9	14	12	13	10	16	15	10	12	8	13	13	8	7	16	14	16	8	15	4	13	9	15	8
Assisted Living Facility	21	13	13	6	14	6	7	23	24	26	28	27	32	16	16	23	30	22	35	14	14	23	13	14	9	28	10	4
Emergency Room Hospital	52	37	25	27	31	32	41	34	34	45	21	33	32	26	34	29	25	34	32	37	42	26	22	25	24	35	36	32
Home	78	63	63	68	55	32	32	35	43	36	33	45	29	30	35	26	40	55	43	35	54	40	40	37	39	40	48	45
Other Place of Service	109	114	115	82	112	97	94	110	107	106	89	117	95	118	93	119	106	104	99	94	123	99	103	107	110	113	137	115
Office	121	125	127	129	132	120	158	176	110	97	112	92	100	169	115	168	127	123	151	125	148	135	123	105	102	160	118	103

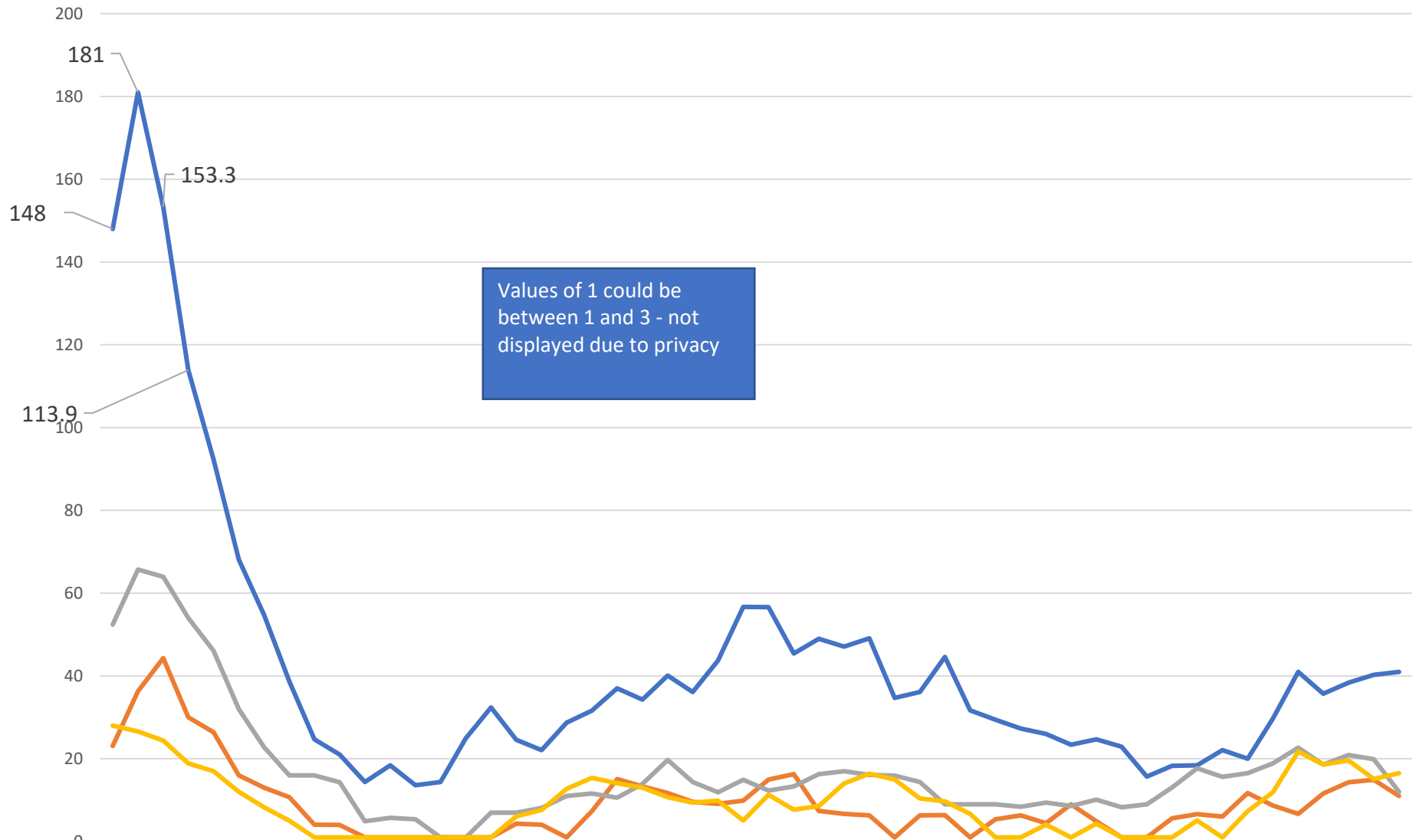
### Place of Service -Investigations, percent of total by week



	2022 week 25	2022 week 26	2022 week 27	2022 week 28	2022 week 29	2022 week 30	2022 week 31	2022 week 32	2022 week 33	2022 week 34	2022 week 35	2022 week 36	2022 week 37	2022 week 38	2022 week 39	2022 week 40	2022 week 41	2022 week 42	2022 week 43	2022 week 44	2022 week 45	2022 week 46	2022 week 47	2022 week 48	2022 week 49	2022 week 50	2022 week 51	2022 week 52	
Custodial Care Facility																1													
Nursing Facility																											1		
On Campus Outpatient Hospital														1	1														
Skilled Nursing Facility			1														1											1	
Homeless Shelter	1									1					1					1									
School																	1	2		1								1	
Community Mental Health Center	1	1				1															3				1			1	
Telehealth	1		1	1						2		1		1		1									1			1	
Psych. Residential			1							1	1	1	1			1					1	1		2				1	
Group Home	1	2			1	1	1	1		1			1	1	1	2		1	2	2	1	7	2	2	1	3	2		
Assisted Living Facility	3	3	2		1	2	3	5	1	2		1	1	1		2	5	4	3		1			2		3	2	2	
Home	1	3	1	1	3	2	1	3	2	2	4	1	6	7		4		1			4	1	1	2	1	5	2	4	
Office	4	1	2	6	7	4	3	5	2		4	2	1	5	2	3	2	7	5	3	3	3	1	1	4	5	2	6	
Inpatient Hospital	5	16	2	9	11	10	5	5	4	6	2	1	4	4	4	5	2	2	3	6	8	5	6	3	4	6	4	4	
Inpatient Psychiatric Facility	12	9	11	7	7	10	7	8	11	12	8	3	8	9	5	5	8	11	14	8	4	13	10	9	6	8	9	4	
Prison Correctional Facility	18	12	15	12	16	18	19	13	8	15	15	11	9	7	14	15	10	9	17	15	15	12	14	4	13	10	15	10	
Other Place of Service	25	23	32	17	22	21	25	28	23	21	21	21	21	26	42	29	23	19	23	21	28	23	26	32	16	22	31	14	
Emergency Room Hospital	45	41	46	31	42	30	48	50	40	41	21	33	28	33	37	34	35	35	35	40	47	31	32	33	33	43	47	33	



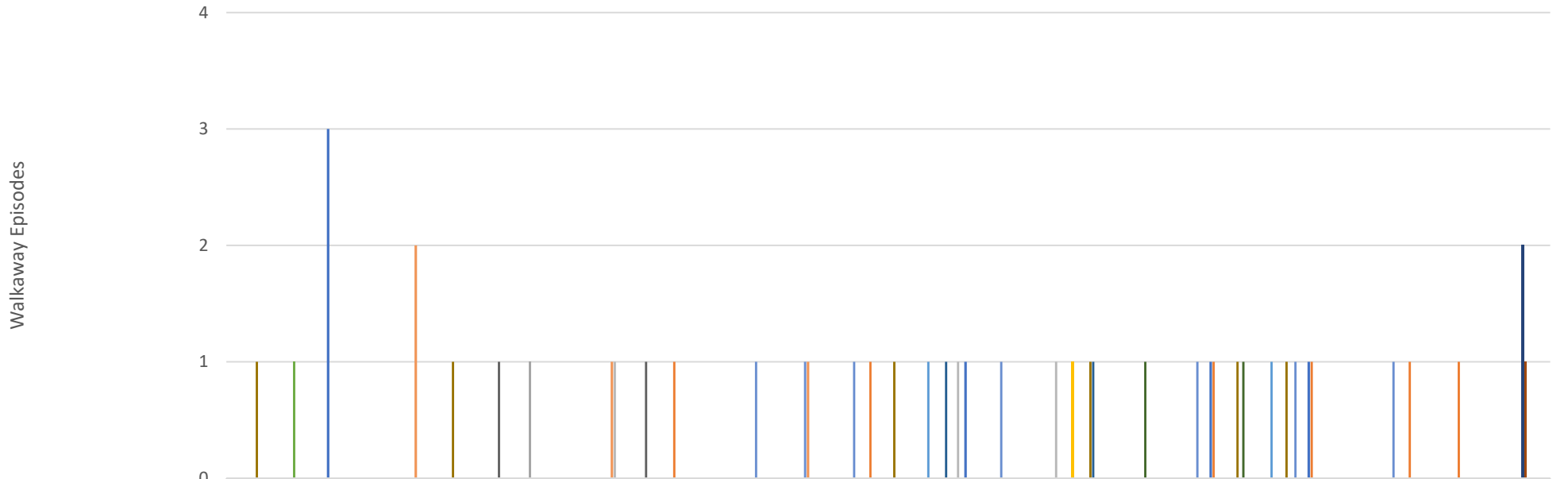
# Total Hospitalized Adults - COVID-19 (confirmed or suspected) 7 day average



Values of 1 could be between 1 and 3 - not displayed due to privacy

	1/7/20	1/11/20	1/22/20	1/28/20	2/4/20	2/11/20	2/18/20	2/25/20	3/4/20	3/11/20	3/18/20	3/25/20	4/1/20	4/8/20	4/15/20	4/22/20	4/29/20	5/6/20	5/13/20	5/20/20	5/27/20	6/3/20	6/10/20	6/17/20	6/24/20	7/1/20	7/8/20	7/15/20	7/22/20	7/29/20	8/5/20	8/12/20	8/19/20	8/26/20	9/2/20	9/9/20	9/16/20	9/23/20	10/1/20	10/8/20	10/15/20	10/22/20	10/29/20	11/5/20	11/12/20	11/19/20	11/26/20	12/3/20	12/10/20	12/17/20	12/24/20	12/30/2022
Prov. Everett	148	181	153.3	113.9	92	68	55	39	25	21	14	18	14	14	25	32	25	22	29	32	37	34	40	36	44	57	57	45	49	47	49	35	36	45	32	29	27	26	23	25	23	16	18	18	22	20	30	41	36	38	40	41
SVH	23	36	44	30	26	16	13	11	4.1	4	1	1	1	1	1	4.3	4.1	1	7.3	15	13	12	9.6	9.1	9.9	15	16	7.4	6.7	6.3	1	6.3	6.4	1	5.4	6.3	4.4	9	4.9	1	1	5.6	6.6	6	12	8.7	6.7	12	14	15	11	
ST Joe	52	66	64	54	46	32	23	16	16	14	4.9	5.7	5.4	1	1	7	7	8.1	11	12	11	14	20	14	12	15	12	13	16	17	16	16	14	9	9	9	8.4	9.4	8.6	10	8.3	9	13	18	16	17	19	23	19	21	20	12
Swedish Edmonds	28	27	24	19	17	12	8.3	5	1	1	1	1	1	1	1	1	6.1	7.6	13	15	14	13	11	9.4	9.9	5.1	11	7.7	8.6	14	16	15	10	9.7	6.7	1	1	4.1	1	4.3	1	1	1	5.1	1	7.3	12	22	19	20	15	17

### North Sound BH ASO Walkaway Chart 06/12/22 to 12/24/22



	2022 Week 01	2022 Week 02	2022 Week 03	2022 Week 04	2022 Week 09	2022 Week 11	2022 Week 12	2022 Week 13	2022 Week 15	2022 Week 16	2022 Week 17	2022 Week 18	2022 Week 19	2022 Week 22	2022 Week 24	2022 Week 25	2022 Week 26	2022 Week 27	2022 Week 28	2022 Week 30	2022 Week 32	2022 Week 33	2022 Week 37	2022 Week 39	2022 Week 40	2022 Week 41	2022 Week 43
Cascade Valley Hospital			3													1					1		1				
Island Hospital				2						1				1								1		1	1	1	
Olympic Medical Center							1																				
Peace Island Health																			1								
Providence															1								1				
Providence - Colby		1																									
Providence, Everett																											2
San Juan Co Jail																											1
Skagit Valley						1			1																		
St. Joseph	1				1									1							1		1				
Swedish Edmonds															1						1						
Swedish Mill Creek																				1		1					
United General											1	1	1			1					1		1		1		
Whidbey Health								1				1															
Whidbey Health ED								1							1		1										